

Zero is a round, IP67-rated, outdoor luminaire in 3 different sizes that can be used as an in-grade uplight or a recessed wall fixture. It is available in 3 color temperatures, 4 optics options and with or without honeycomb louver.



Diffuse Version

Fixture Dimensions
See page 2

TECHNICAL DATA

Wattage / Input	3W, 6.3W, 6.5W (diffuse)
Power Supply	Remote 24VDC
Construction	Body: Turned Aluminum Lens: Tempered, Transparent Glass
CCT	2700K, 3000K, 4000K
CRI	>80
BUG Rating	B0-U3-G0 (3000K, all versions)
Delivered Lumens	103 lm (18°, 3000K), 236 lm (36°, 3000K), 142 lm (52°, 3000K), 131 lm (Diffuse, 3000K)
Efficacy	34.3 lm/W (36°, 3000K), 22.5 lm/W (52°, 3000K) 20.2 lm/W (Diffuse, 3000K)
Optics	18°, 36°, 52°, Diffuse
LED Source	Power LED or Mid Power LED (diffuse)
Finishes	Natural Aluminum
Fixture Dimensions	Ø1.77 x 2.05" (36° version) Ø2.56" x 2.24" (52° version) Ø3.35" x 2.36" (Diffuse version)
IP Rating	IP67
Impact Resistance	IK06, IK08 (Adjustable Versions)

ORDERING INFORMATION

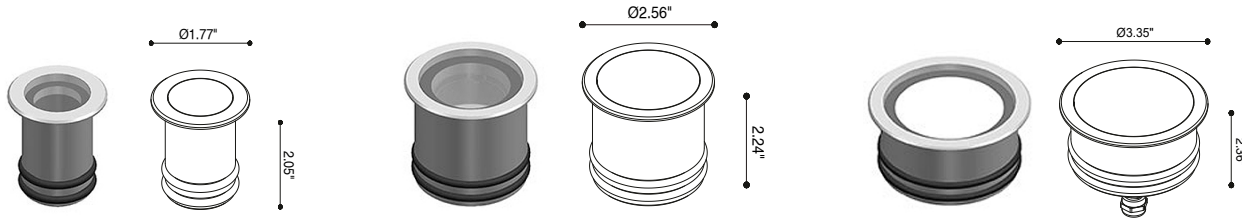
Example: D900112066.US

D9001			6	US
Model No.	CCT	Optics, Wattage, Size	Color	US
D9001	321 - 2700K (18°, 26°, 36°) 121 - 3000K (18°, 26°, Diffuse, 36°) 221 - 4000K (18°, 26°, Diffuse, 36°)	4 - 18°, 3W, Ø1.77", NO Honeycomb 3 - 18°, 3W, Ø1.77", Honeycomb 2 - 26°, 6.3W, Ø2.56", NO Honeycomb 5 - 26°, 6.3W, Ø2.56", Honeycomb 0 - Adjustable 36°, 12W, Ø4.33" 1 - Adjustable 60°, 12W, Ø4.33" 6 - Diffuse, 5.5W, Ø3.35", NO Honeycomb	6 - Aluminum	US
	320 - 2700K (36°, 52°, Adj. 15°) 120 - 3000K (36°, 52°, Adj. 15°, Diffuse) 220 - 4000K (36°, 52°, Adj. 15°, Diffuse)	3 - 36°, 3W, Ø1.77", NO Honeycomb 2 - 36°, 3W, Ø1.77", Honeycomb 7 - 52°, 6.3W, Ø2.56", NO Honeycomb 6 - 52°, 6.3W, Ø2.56", Honeycomb 8 - Diffuse, 5.5W, Ø3.35", Honeycomb 1 - Adjustable 15°, 12W, Ø4.33"		

Job Name/Date:

Fixture Type Designation:

FIXTURE DIMENSIONS



SUGGESTED POWER SUPPLIES

24VDC

Part Number	Description	Input/Output	# of Fixtures		
			3W	6.3W	6.5W
PPLT00128	Non-Dim	120VAC to 24VDC, 6W, Class 2, IP65	1-1	—	—
PPLT00149	Non-Dim	120VAC to 24VDC, 10W, Class 2, IP66	1-2	1-1	1-1
PPLT00155	Non-Dim	120VAC to 24VDC, 30W, Class 2, IP66	1-8	1-3	1-3
PPLT00586	Non-Dim	120-277VAC to 24VDC, 40W, Class 2	1-10	1-5	1-4
PPLT00709	ELV / TRIAC & 0-10V Dimming	120-277VAC to 24VDC, 96W, Class 2, DAMP	1-25	1-12	1-11
PPLT00543	0-10V Dimming to 15% (-40°C / -40°F cold weather start)	120-277VAC to 24VDC, 100W, Class 2	4-26	2-12	2-12

Suggested Lutron Compatible

Part Number	Option	Lutron SKU	Dim Range	Description	Input/Output	# of Fixtures		
						3W	6.3W	6.5W
PPLT00273	L3DAE / L3DA3W	L3DA	100%-1%	Hi-Lume™ 1% EcoSystem™ or 1% 3-Wire LED Driver	120-277VAC to 24VDC, 40W, Class 2	1-10	1-5	1-4
PPLT00530	L3DAE / L3D0	L3DA/L3D0	100%-1%	Hi-Lume™ 0.1% EcoSystem™ or 3-Wire LED Driver	120-277VAC to 24VDC, 96W, Class 2	1-25	1-12	1-11

For other power supply options consult factory.

ACCESSORIES



Recessed Box

D9001 - Ø1.77"

D9002 - Ø2.56"


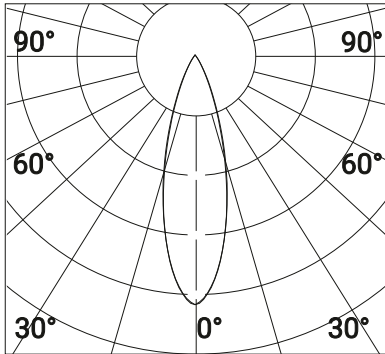
D9003 - Ø3.35"

Job Name/Date:

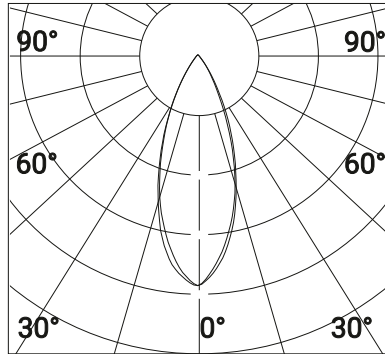
Fixture Type Designation:

PHOTOMETRIC DATA

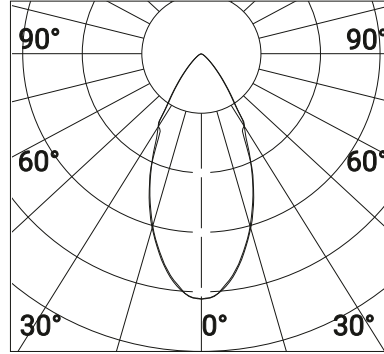
36°



52°



Diffuse



Job Name/Date:

Fixture Type Designation: