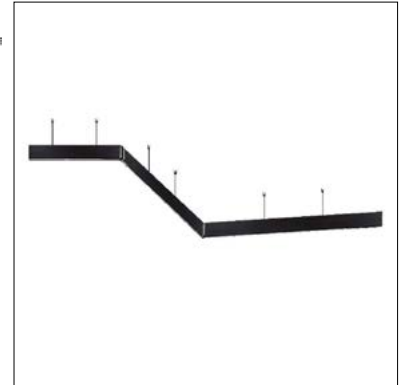


Ziggy™ is a minimalist, adjustable, lighting solution, based on the Nine pendant, with connectors that allow you to make any geometric shape (4 sides minimum) or any linear shape. The sections are adjustable for +/- 90°. There is no visible canopy, and is available in 2-, 3-, 4-foot sections with remote drivers, multiple color temperature and finish options.



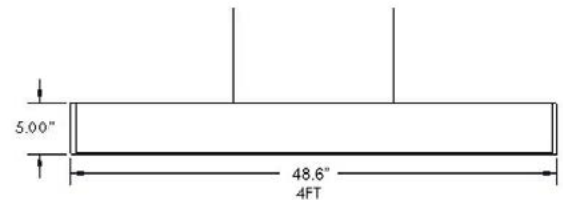
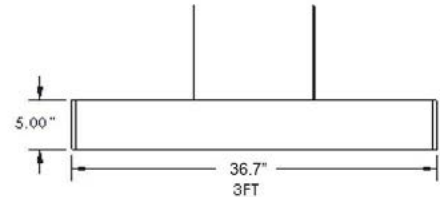
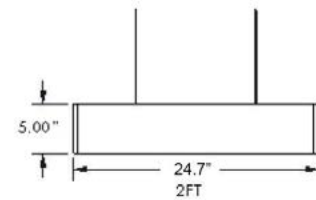
**MADE IN THE U.S.A. - Patent Pending**  
 Fixture Dimensions (*Full Drawing - p.3*)

## TECHNICAL DATA

<b>Wattage / Input</b>	27.5W (2 ft - LED only), 41W (3 ft - LED only), 63W (4 ft - LED only)
<b>Power Supply</b>	Remote 700mA (2 ft), 1050mA (3 ft), 2100mA (4 ft)
<b>Construction</b>	Body: Extruded Aluminum Mounting: Aircraft Cable
<b>CCT</b>	2700K, 3000K, 3500K, 4000K
<b>CRI</b>	>90
<b>Delivered Lumens</b>	Up - 1848 lm, Down - 1866 lm (4 ft, 3000K)
<b>Efficacy</b>	Up: 25.6 lm/W, Down: 25.9 lm/W
<b>Optics</b>	Up: Linear Spread, Down: Diffuse
<b>Finishes</b>	4 Standard, See Below.
<b>Fixture Dimensions</b>	See page 2.
<b>LED Source</b>	Mid-Power LEDs
<b>IP Rating</b>	IP20

The sections are adjustable for +/- 90°. There is no visible canopy. The support cables simply pierce the ceiling. Recessed wiring boxes are above the ceiling. Fixture supplied with full size metal flexible template for locating the support cables. Each fixture comes with 2 cables and 2 wiring boxes. Patent Pending.

Consult factory for more complicated layouts and configurations.



## ORDERING INFORMATION

Example: Z90-L-4-30-P-11-R. Power Supplies sold separately - see page 2.

Z90-L	-		-	P	-		-	R
Model No.	Length	CCT	Body	Finish	Driver			
Z90-L	2 - 2 foot (27.5W - LED only)	27 - 2700K	P - Pendant	02 - Black Suede	R - Remote Driver (see page 2)			
	3 - 3 foot (41W - LED only)	30 - 3000K		18 - Textured Bronze				
	4 - 4 foot (63W - LED only)	35 - 3500K		TS - Silver				
		40 - 4000K		11 - White Suede				
				99 - Custom				

Job Name/Date:

Fixture Type Designation:

**SUGGESTED POWER SUPPLIES**

2 ft - 700mA Remote Drivers

Part Number	Description	Input/Output	# of Fixtures
<a href="#">PPLT00308-P</a>	0-10V Dimming to 0.1%	120-277VAC to 700mA, 30W, Class 2	1-1
<a href="#">PPLT00261</a>	Leading / Trailing Edge Dimming to 10% (120V only)	120-277VAC to 700mA, 32W, Class 2	1-1
<a href="#">PPLT00309-P</a>	0-10V Dimming to 1.0%	120-277VAC to 700mA, 50W, Class 2, DAMP	1-1

Suggested Lutron Compatible

Part Number	Option	Lutron SKU	Dim Range	Description	Input/Output	# of Fixtures
<a href="#">PPLT00181</a>	L3DAE / L3DA3W	L3DA	100%-1%	Hi-Lume™ 1% EcoSystem™ or 1% 3-Wire LED Driver	120-277VAC to 700mA, 38W, Class 2	1-1
<a href="#">PPLT00510</a>	LTEA2W	LTEA	100%-1%	Hi-Lume™ 1% 2-Wire LED Driver (120V forward phase only)	120VAC to 700mA, 38W, Class 2	1-1

**SUGGESTED POWER SUPPLIES**

3 ft - 1050mA Remote Drivers

Part Number	Description	Input/Output	# of Fixtures
<a href="#">PPLT00467-P</a>	0-10V Dimming to 1.0%	120-277VAC to 1050mA, 50W, Class 2, DAMP	1-1

**SUGGESTED POWER SUPPLIES**

4 ft - 2100mA Remote Drivers

Part Number	Description	Input/Output	# of Fixtures
<a href="#">PPLT00270</a>	0-10V Dimming to 10%	120-277VAC to 2100mA, 100W, Class 2	1-1

**ACCESSORIES - ARTICULATED CONNECTORS for Continuous Flexible Runs and Geometric Shapes (min. 4 sides)**

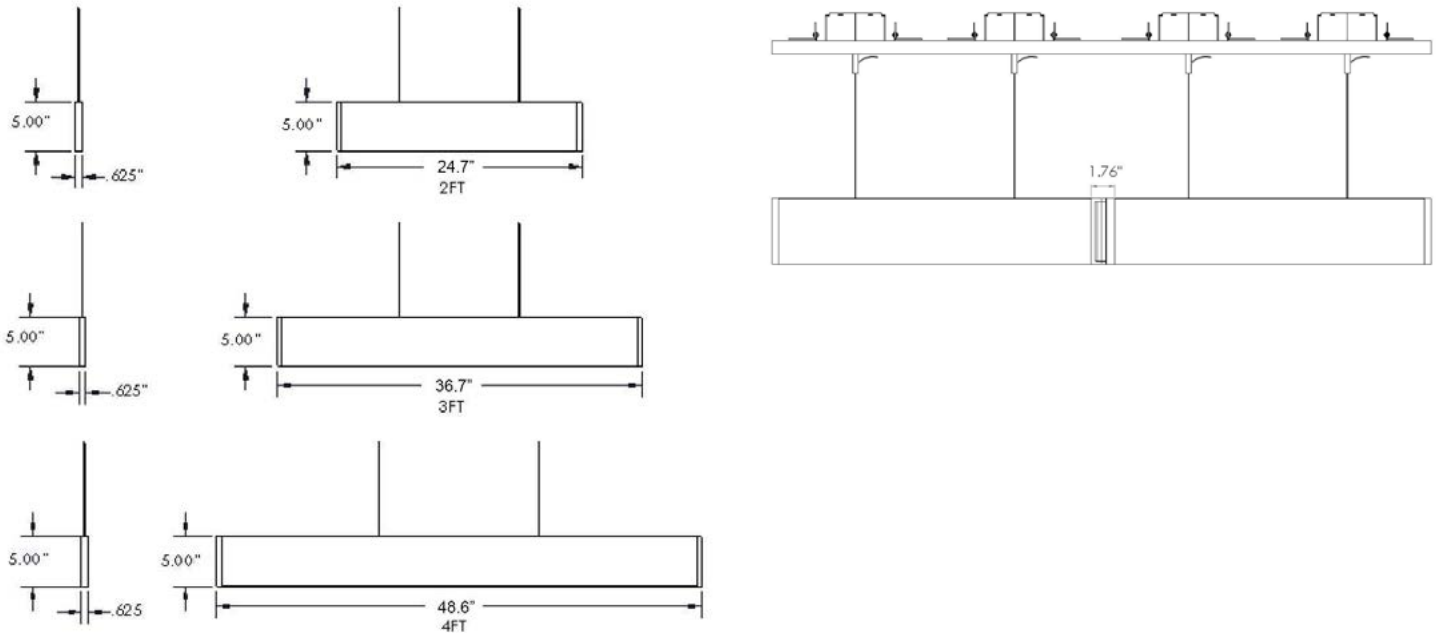
**Connectors Example: Z90-C18021101** (Consult factory for more complicated layouts and configurations.)

Z90	-	C180	2		01
Model No.	Type	# of Ends	Finish	Option	
Z90	C180 - Pivoting Connector +/- 90°	2 - For Connecting 2 Fixtures	02 - Black Suede 18 - Textured Bronze TS - Silver 11 - White Suede 99 - Custom	01 - None	

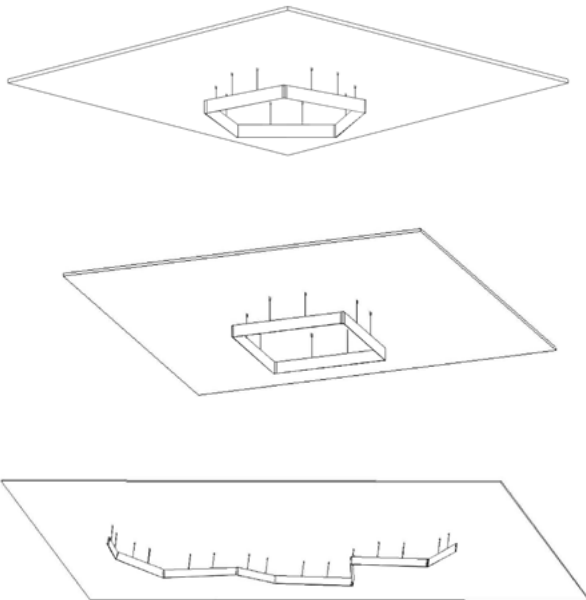
Job Name/Date:

Fixture Type Designation:

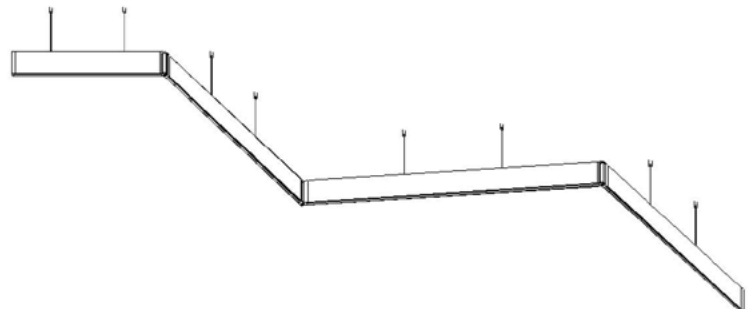
## FIXTURE DIMENSIONS



## CONFIGURATIONS - Any geometric shape with 4 or more sides



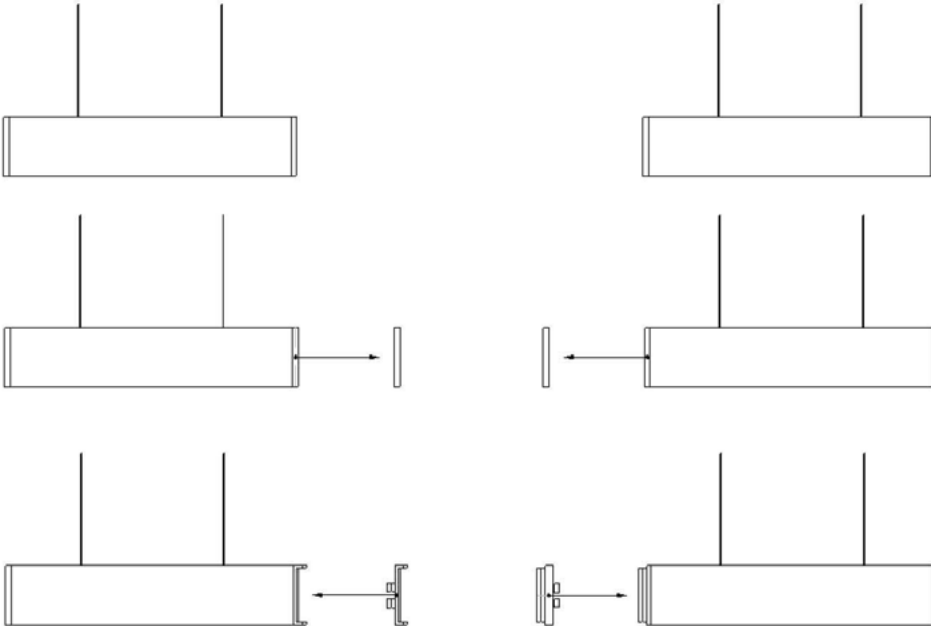
**Recessed Power Support - INCLUDED**  
2 per length included



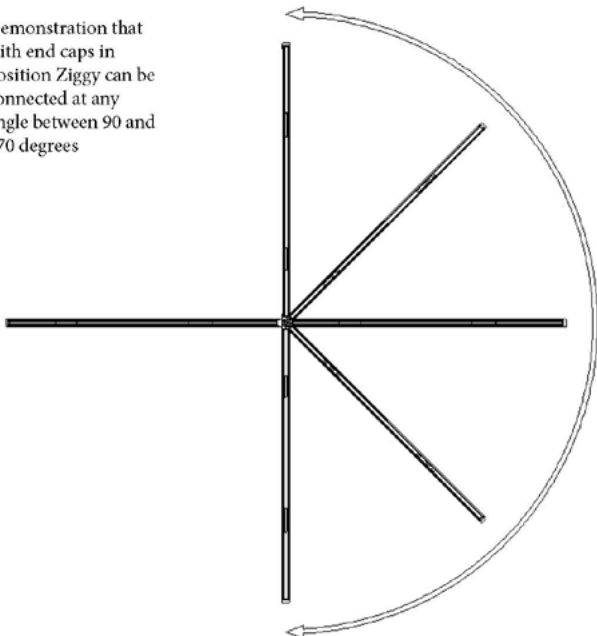
Job Name/Date:

Fixture Type Designation:

**END CAP CONNECTORS - How to change**



Demonstration that with end caps in position Ziggy can be connected at any angle between 90 and 270 degrees

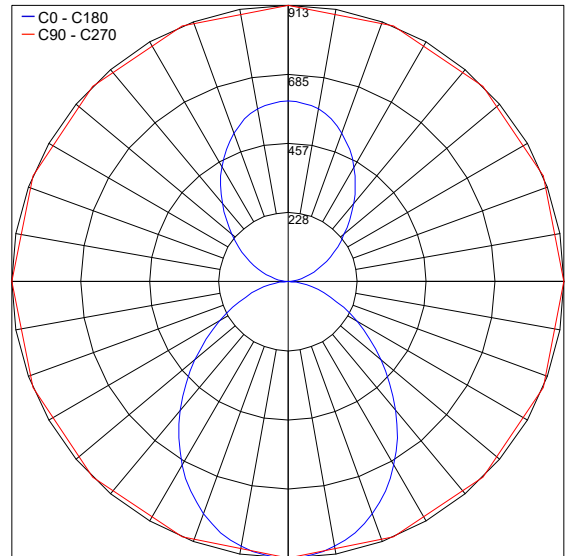


**PHOTOMETRIC DATA**

*Note all Photometry is 3000K - 4 ft. version*

Maximum Candela = 913

— C0 - C180  
— C90 - C270



Job Name/Date:

Fixture Type Designation: