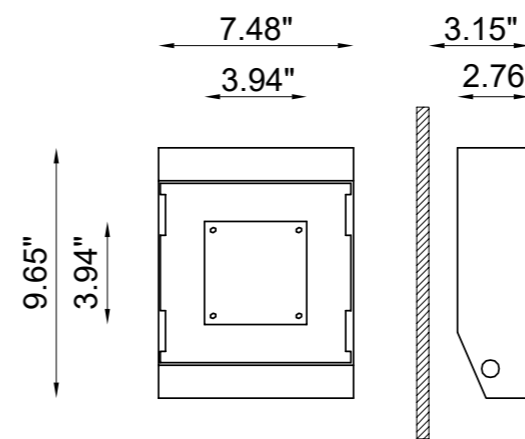




ALADIN IP65



Aladin IP65 is a totally disappearing outdoor recessed luminaire made of Coral WaterOut®, installable on plasterboard or brick walls and ceilings. With its neat and minimal design, it perfectly integrates inside the space it is installed in, enhancing architectures and outdoor landscapes. The product disappears, as it is inserted inside surfaces, ensuring a good lighting on external and moist areas, thanks to a performing light that becomes the real protagonist of the space. The front satin glass is fixed with 4 polycarbonate screws of the same color of the glass.



TECHNICAL FEATURES

Code	BU1842.CW.US
Type	Downlight 90° Wall recessed 90° 
Material	CW: Coral WaterOut® waterproof
Weight	3.31 lbs
Mounting	Wall and ceiling recessed
IP rating	IP65
Control gear	Constant current electronic driver
Cut out for plasterboard	7.68" x 7.28"
Lamp type	LED 500mA 
Lamp wattage	1 x 10W
Luminous efficacy	105 lm/W - 3000K
Light distribution	Wide beam 40°
Fitting	-
Light color	White 3000K White 2700K 4000K (on request)
Light hole	3.94" x 3.94"
CRI	>90
Note	Glass diffuser with 4 polycarbonate screws of the same color of the glass.

