

BITPOP 8.1
3000K, 50W, 17°x45°, black
installation flush with ceiling



designplanTM 

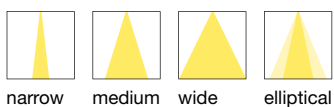
79 Trenton Avenue
Frenchtown, NJ 08825

www.designplan.com

Tel: (908) 996-7710
Fax: (908) 996-7042

BITPOP

INDOOR RECESSED DOWNLIGHTS
FOR OFFICES AND WORK SPACES



1 OPTICS




BITPOP 1.0
7W 500mA

2 OPTICS IN A LINE



BITPOP 2.1
12W 500mA

4 OPTICS IN A SQUARE



BITPOP 2.2
24W 500mA

4 OPTICS IN A LINE



BITPOP 4.1
24W 500mA

8 OPTICS IN A LINE

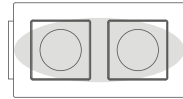


BITPOP 8.1
48W 1000mA

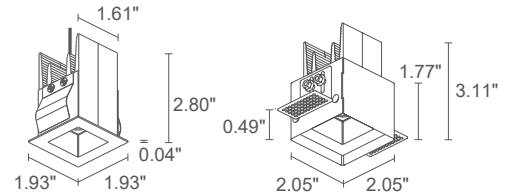
BITPOP



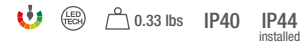
BITPOP 1.0



17°x45° optics



Power supply unit sold separately
Outer casing for deep-set installation not included





POWER / POWER SUPPLY MODEL NO.

7W 500mA		
BP1010	■ W0	White – white interior
BP1010	■ B0	White – black interior
BP1010	■ N0	Black – black interior

LED COLOR	1F - 2700K CRI >90 15 - 3000K CRI >90 09 - 4000K CRI 80
OPTICS	S - 17° F - 30° L - 42° W - 17°x45°

LUMEN OUTPUT AT SOURCE	480 lm (3000K)
DELIVERED LUMEN OUTPUT	335 lm (3000K, 30°)
NO. AND TYPE OF LED	1 high intensity power LED 3-step MacAdam, 50,000h L85 B10 (Ta 25°C)
MATERIAL	body in black-anodized aluminum trim in steel
POWER SUPPLY UNIT	remote power supply required, not included
MOUNTING	recessed (ceiling: flush or deep set)
ACCESSORIES	see accessories page
FEATURES	UGR < 10 for the 17° and 30° optics
NOTES	ceiling-mounted version: Bitpop C

∨
BITPOP 2.2
3000K, 26W, 17°, white
installation flush with ceiling



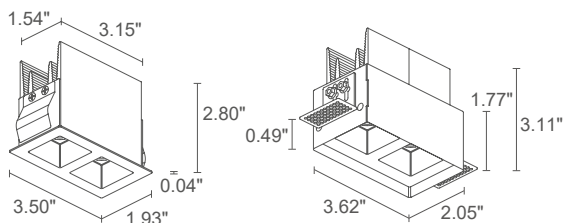
∧
BITPOP 2.2
3000K, 26W, 17°, white
deep-set installation with outer casing



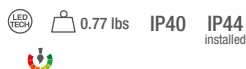
BITPOP 2.1



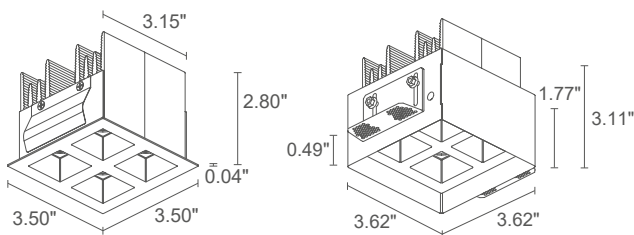
BITPOP 2.2



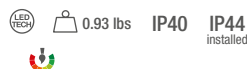
Outer casing for deep-set installation not included



- 12W 500mA
- BP2111 ■ **W0** White – white interior
- BP2111 ■ **B0** White – black interior
- BP2111 ■ **N0** Black – black interior



Outer casing for deep-set installation not included



- 24W 500mA
- BP2211 ■ **W0** White – white interior
- BP2211 ■ **B0** White – black interior
- BP2211 ■ **N0** Black – black interior

<ul style="list-style-type: none"> ■ 1F - 2700K CRI >90 ■ 15 - 3000K CRI >90 ■ 09 - 4000K CRI 80
<ul style="list-style-type: none"> ■ S - 17° ■ F - 30° ■ L - 42° ■ W - 17°x45°
<p>700 lm (3000K, 10W) 960 lm (3000K, 15W)</p>
<p>496 lm (3000K, 30°, 10W) 670 lm (3000K, 30°, 15W)</p>
<p>2 high intensity power LEDs 3-step MacAdam, 50,000h L85 B10 (Ta 25°C)</p>
<p>body in black-anodized aluminum trim in steel</p>
<p>remote power supply required, not included</p>
<p>recessed (ceiling: flush or deep set)</p>
<p>see accessories page</p>
<p>UGR < 10 for the 17° and 30° optics</p>
<p>ceiling-mounted version: Bitpop C</p>

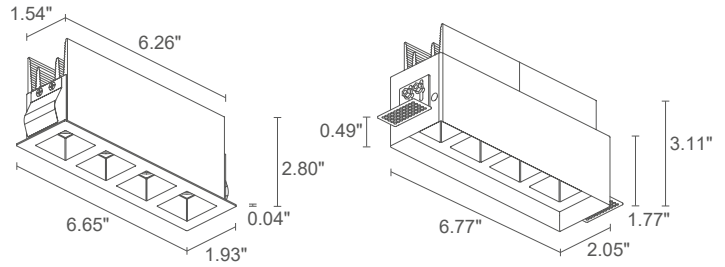

<ul style="list-style-type: none"> ■ 1F - 2700K CRI >90 ■ 15 - 3000K CRI >90 ■ 09 - 4000K CRI 80
<ul style="list-style-type: none"> ■ S - 17° ■ F - 30° ■ L - 42° ■ W - 17°x45°
<p>1400 lm (3000K, 18W) 1920 lm (3000K, 26W)</p>
<p>992 lm (3000K, 30°, 18W) 1340 lm (3000K, 30°, 26W)</p>
<p>4 high intensity power LEDs 3-step MacAdam, 50,000h L85 B10 (Ta 25°C)</p>
<p>body in black-anodized aluminum trim in steel</p>
<p>remote power supply required, not included</p>
<p>recessed (ceiling: flush or deep set)</p>
<p>see accessories page</p>
<p>UGR < 10 for the 17° and 30° optics</p>
<p>ceiling-mounted version: Bitpop C</p>

BITPOP

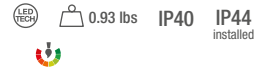


BITPOP 4.1

∨
BITPOP 4.1
 3000K, 26W, 17°, white
 installation flush with ceiling



Outer casing for deep-set installation not included




POWER / POWER SUPPLY	24W 500mA
MODEL NO.	BP4111 ■ ■ W0 White – white interior BP4111 ■ ■ B0 White – black interior BP4111 ■ ■ N0 Black – black interior

LED COLOR	1F - 2700K CRI >90 15 - 3000K CRI >90 09 - 4000K CRI 80
OPTICS	S - 17° F - 30° L - 42° W - 17°x45°

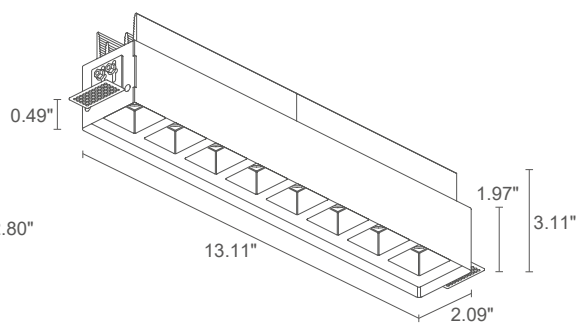
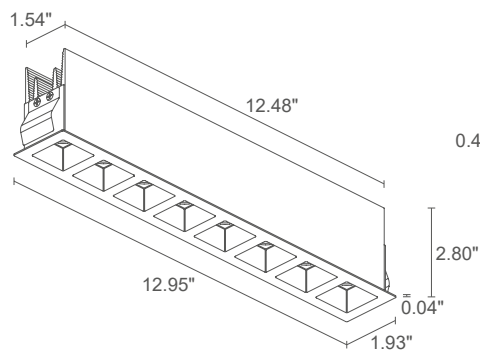
LUMEN OUTPUT AT SOURCE	1400 lm (3000K, 18W) 1920 lm (3000K, 26W)
DELIVERED LUMEN OUTPUT	992 lm (3000K, 30°, 18W) 1340 lm (3000K, 30°, 26W)
NO. AND TYPE OF LED	4 high intensity power LEDs 3-step MacAdam, 50,000h L85 B10 (Ta 25°C)
MATERIAL	body in black-anodized aluminum trim in steel
POWER SUPPLY UNIT	remote power supply required, not included
MOUNTING	recessed (ceiling: flush or deep set)
ACCESSORIES	see accessories page
FEATURES	UGR < 10 for the 17° and 30° optics
NOTES	ceiling-mounted version: Bitpop C



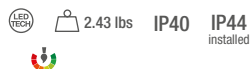
^
BITPOP 4.1
 3000K, 26W, 17°, white
 deep-set installation with outer casing



BITPOP 8.1

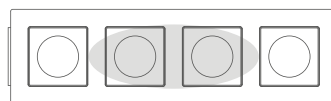


Outer casing for deep-set installation not included



48W 1000mA

- BP8111** ■ ■ ■ **W0** White – white interior
- BP8111** ■ ■ ■ **B0** White – black interior
- BP8111** ■ ■ ■ **N0** Black – black interior



17°x45° optics

■	1F - 2700K CRI >90 15 - 3000K CRI >90 09 - 4000K CRI 80
■	S - 17° F - 30° L - 42° W - 17°x45°

2800 lm (3000K, 35W)
3840 lm (3000K, 50W)

1984 lm (3000K, 30°, 35W)
2680 lm (3000K, 30°, 50W)

8 high intensity power LEDs
3-step MacAdam, 50,000h L85 B10 (Ta 25°C)

body in black-anodized aluminum
trim in steel

remote power supply required, not included

recessed (ceiling: flush or deep set)

see accessories page

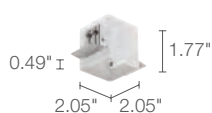
UGR < 10 for the 17° and 30° optics

ceiling-mounted version: Bitpop C

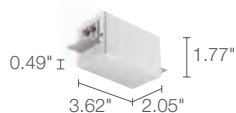
BITPOP

ACCESSORIES

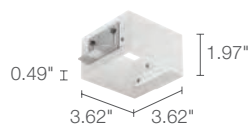
ACCESSORIES FOR INSTALLATION



WC8703 - White
WC8703N - Black
 Outer casing for deep-set installation in plasterboard ceilings (optional)
 (Bitpop 1.0)




WC8713 - White
WC8713N - Black
 Outer casing for deep-set installation in plasterboard ceilings (optional)
 (Bitpop 2.1)



WC8704 - White
WC8704N - Black
 Outer casing for deep-set installation in plasterboard ceilings (optional)
 (Bitpop 2.2)



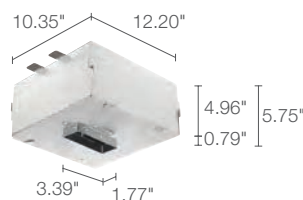
WC8705 - White
WC8705N - Black
 Outer casing for deep-set installation in plasterboard ceilings (optional)
 (Bitpop 4.1)



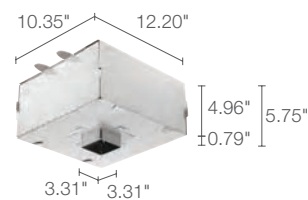
WC8710 - White
WC8710N - Black
 Outer casing for deep-set installation in plasterboard ceilings (optional)
 (Bitpop 8.1)



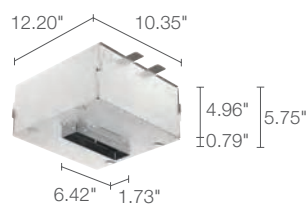
WC8700
 Outer casing for flush installation in solid ceilings
 (Bitpop 1.0)



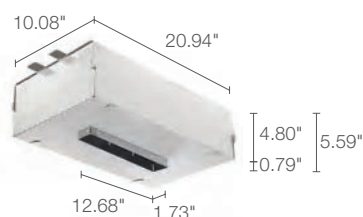
WC8712
 Outer casing for flush installation in solid ceilings
 (Bitpop 2.1)




WC8701
 Outer casing for flush installation in solid ceilings
 (Bitpop 2.2)



WC8702
 Outer casing for flush installation in solid ceilings
 (Bitpop 4.1)



WC8709
 Outer casing for flush installation in solid ceilings
 (Bitpop 8.1)

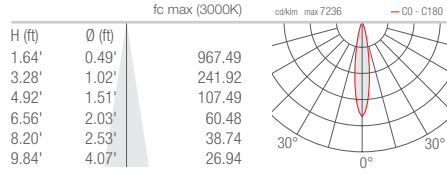


BITPOP

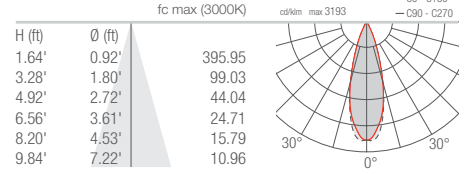
PHOTOMETRIC DATA

BITPOP 1.0

S - 17°

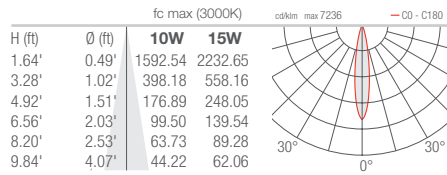


F - 30°

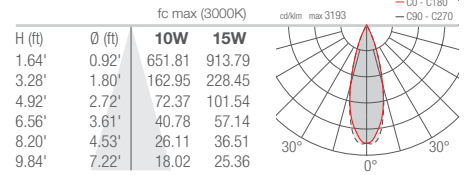


BITPOP 2.1

S - 17°

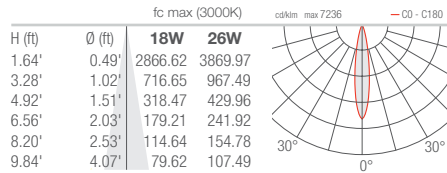


F - 30°

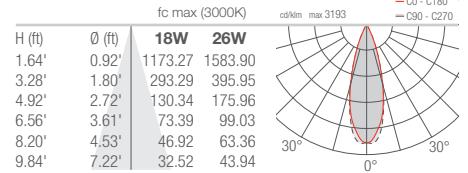


BITPOP 2.2 4.1

S - 17°

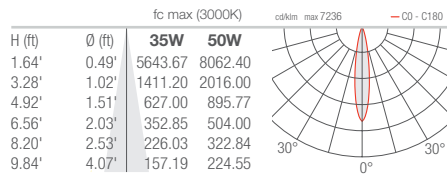


F - 30°

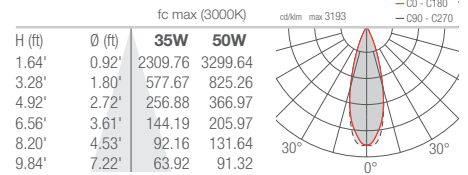


BITPOP 8.1

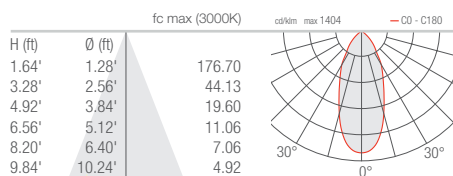
S - 17°



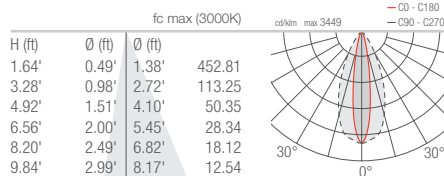
F - 30°



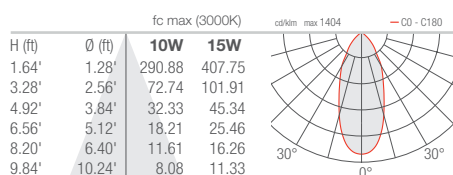
L - 42°



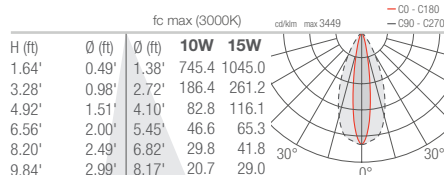
W - 17°x45°



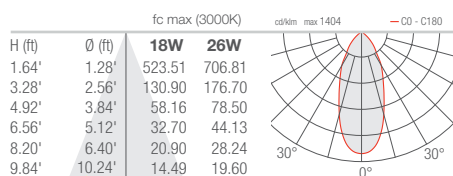
L - 42°




W - 17°x45°



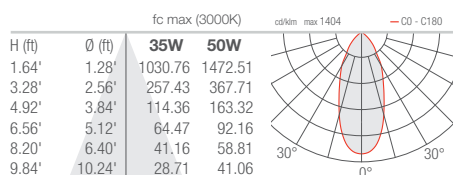
L - 42°



W - 17°x45°



L - 42°



W - 17°x45°

