

# BRICK

design: R&D

LAM32  
IDEASBECOMINGLIGHT

Luminaire designed for wall or ceiling installation. Suitable for high power LED sources in combination with medium power LED sources. Its body is made of Anticorodal aluminum alloy, submitted to anodizing treatment up to 18 micron and polyester powder coated to ensure durability over time and maximum resistance against atmospheric agents. A hidden fixing bracket in stainless steel sheet allows the installation on walls and ceilings through two stainless steel fixing screws. The same components can be made of satin or mirror aluminum. Specific up and down lens in extra clear screen-printed and tempered glass, front lens in polished white milk PMMA, are integral to the body through a special glue-sealant used in shipbuilding. The protection degree IP66 is ensured by appropriate waterproof cable gland system. High quality PMMA optics and black antiglare ring allow propagation of light for long distance. Integrated power supplies allow their connection to the 24VDC power supply line. It is equipped with a 19.7" long cable for connection to the power supply line with appropriate waterproof connection systems to be ordered separately.



designplan™ 

79 Trenton Avenue  
Frenchtown, NJ 08825

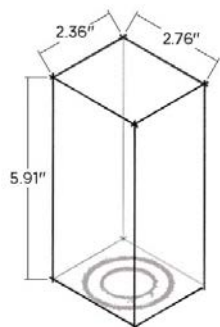
[www.designplan.com](http://www.designplan.com)

Tel: (908) 996-7710  
Fax: (908) 996-7042

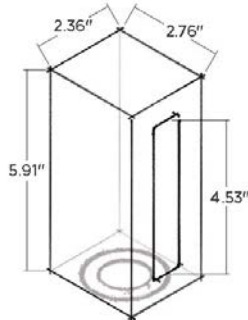
# BRICK



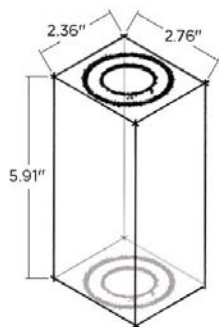
## TECHNICAL DRAWING



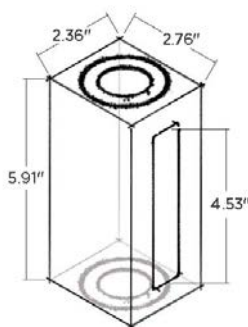

2.76" x 2.36" x H 5.91"  
BRICK 1



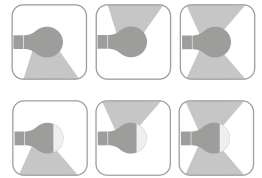
2.76" x 2.36" x H 5.91"  
BRICK 1-F



2.76" x 2.36" x H 5.91"  
BRICK 2



2.76" x 2.36" x H 5.91"  
BRICK 2-F

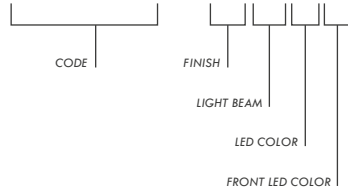


model	code	lamp	lumens	
			3000K	4000K
BRICK 1	LM02.100106.US	LED 2.2W	214	228
BRICK 1F	LM02.100107.US	LED 2.2W + 1W	214 + 102	228 + 108
BRICK 2	LM02.100233.US	LED 2x2.2W	2x214	2x228
BRICK 2F	LM02.100234.US	LED 2x2.2W + 1W	2x214 + 102	2x228 + 108

### EXAMPLE OF CODE COMPOSITION

Electronic driver 24VDC to be ordered as an accessory.  
Control Electronics, iSmart CV, iColor CV or iDimm CV, to be ordered as accessory.

LM02.100106.US.01.SP.BF.RE



#### Light beam

- .SP beam 10-15°
- .MD beam 20-35°
- .FL beam 40-55°

#### LED Color

- .BP 3000K
- .BF 4000K

#### Front LED Color

- .RE red
- .GR green
- .BL blue

### FINISH

color	code	color	code	color	code
	.01 / painted white		.02 / painted black		.03 / painted grey
	.04 / painted cor-ten		.11 / painted anthracite		

