

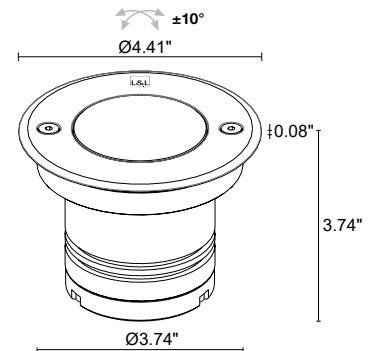
BRIGHT 3.G

The Bright 3.G is a small, powerful outdoor recessed fixture. It is available in white light with 4 optics options that are adjustable $\pm 10^\circ$ and can be installed in-grade, wall or ceiling mount. Drive-over rated up to 11,000 lbs. **The Bright 3, Smoothy 5 and Litus 5 series all use the same LED.**



Cutout Dimensions for ceiling/wall installations with fixing spring = $\varnothing 3.78"$

Fixture Dimensions



TECHNICAL DATA

Wattage / Input	5W, 9W (24VDC)
Power Supply	Remote, not included. See page 2.
Construction	Body: Anodized Aluminum EN AW 6082 Trim: AISI 316L Stainless Steel Lens: Tempered Serigraphed-Gray and Transparent Extra-Clear Glass Cable Length: 4.92' (standard)
CCT	2700K, 3000K, 4000K
CRI	>80, >90
Delivered Lumens	See Delivered Lumens Chart
Efficacy	45.6-56.4 lm/W
Optics	4 Standard - Adjustable $\pm 10^\circ$ (see below)
Finishes	Stainless Steel
Fixture Dimensions	$\varnothing 4.41" \times 3.74" \text{ h}$
Cut-out Size	$\varnothing 3.78"$ (for ceiling or wall installations)
Fixture Weight	2.09 lbs
LED Source	1 High Intensity Power LED
Lumen Maintenance	L90, B10 >50,000hrs (Ta 25°C)
Color Consistency	3-Step MacAdam
Operating Temp.	-4°F to +113°F
IP Rating	IP67
IK Rating	IK10

Delivered Lumens (3000K, 35°)	5W	9W
CRI 80	282 lm	508 lm
CRI 90	228 lm	410 lm

ORDERING INFORMATION

Example: CB3G001011FMI or CB3G001011FMI-1. Accessories / Power Supplies ordered separately.

Model No.	CRI	Optical Accessories	CCT	Optics	Finish	Cable Length
CB3G00 (5W)	0 - CRI>80	000 - None	F0 - 2700K	S - 12° adjustable $\pm 10^\circ$	I - Stainless Steel	4.92' standard
CB3G01 (9W)	1 - CRI>90	010 - Anti-Glare Screen <i>Not compatible with honeycomb louvre.</i>	50 - 3000K	M - 20° adjustable $\pm 10^\circ$		1 - 16.40'
		001 - Honeycomb Louvre <i>Not compatible with anti-glare screen.</i>	90 - 4000K	L - 35° adjustable $\pm 10^\circ$		2 - 32.81'
				K - 57° adjustable $\pm 10^\circ$		3 - 49.21'
						4 - 65.62'

Job Name/Date:

Fixture Type Designation:

SUGGESTED POWER SUPPLIES 24VDC

Part Number	Description	Input/Output	# of Fixtures	
			5W / 9W	
PPLT00275	Non-Dim	120-277VAC to 24VDC, 12W, Class 2, IP66	1-1	1-1
PPLT00632	0-10V Dimming (Dim to Off)	120-277VAC to 24VDC, 12W, Class 2	1-1	1-1
PPLT00481	Non-Dim	120-277VAC to 24VDC, 24W, Class 2	1-3	1-2
PPLT00156	Non-Dim	120VAC to 24VDC, 45W, Class 2	1-7	1-4
PPLT00157	Non-Dim	120VAC to 24VDC, 60W, Class 2	1-9	1-5
PPLT00599	ELV / TRIAC & 0-10V Dimming (100 to 0%)	120-277VAC to 24VDC, 96W, Class 2	1-15	1-8
PPLT00543	0-10V Dimming to 15% (-40°C / -40°F cold weather start)	120-277VAC to 24VDC, 100W, Class 2	2-16	2-8

For other power supply options consult factory.

ACCESSORIES

Installation

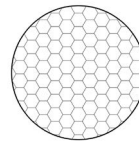


WC0105
Outer Casing
For in-grade use

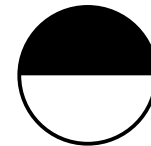


WG0400
Fixing Spring Ø3.78"
For ceiling/wall use

Anti-glare



Honeycomb Louvre*
*Order together with lighting fixture



Anti-Glare Screen*
*Order together with lighting fixture

Optics: 12° tiltable ±10°, 35° tiltable ±10°: ±10°-tiltable optical system consisting of a high-efficiency TIR lens, 20° tiltable ±10°, 57° tiltable ±10°: ±10°-tiltable optical system consisting of a high-efficiency TIR lens combined with a high-quality technical filter.

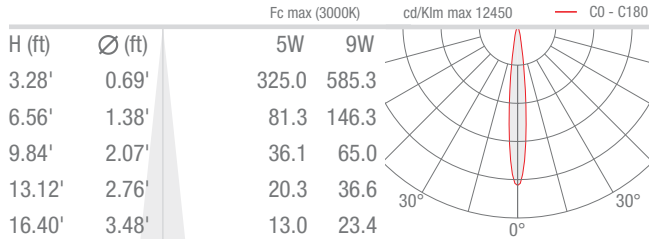
Job Name/Date:

Fixture Type Designation:

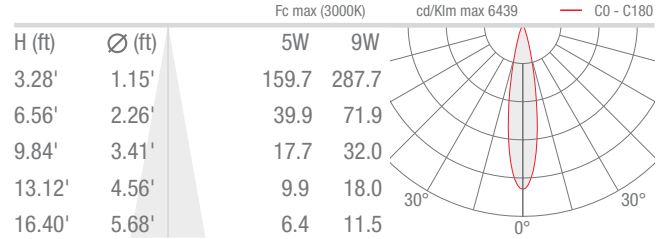
PHOTOMETRIC DATA

Note all Photometry is 3000K

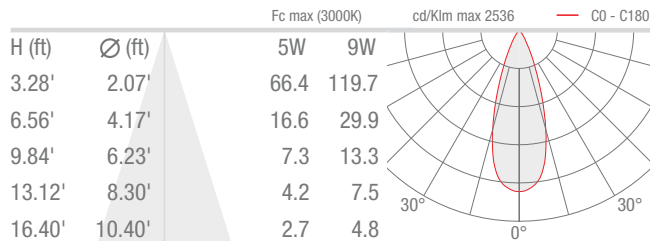
S – 12° CRI 80



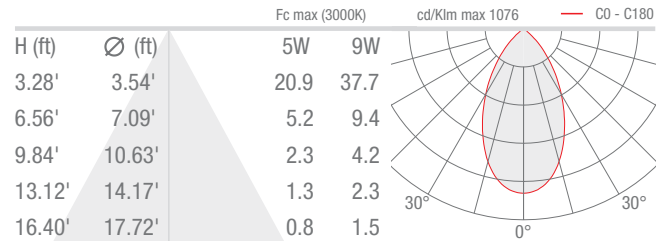
M – 20° CRI 80



L – 35° CRI 80



K – 57° CRI 80



Job Name/Date:

Fixture Type Designation: