

CAMEO 1.7

The Cameo 1.7 is a small adjustable recessed downlight for indoor applications. With $\pm 20^\circ$ tiltable optics and 360° rotation, the fixture is ideal for tight plenums, false ceilings and niches in plasterboard.

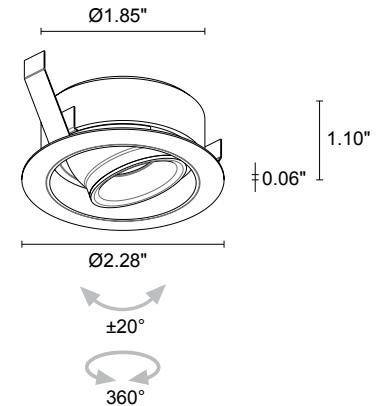
TECHNICAL DATA

| | |
|---------------------------|---|
| Wattage / Input | 2.5W (24VDC) |
| Power Supply | Remote, not included. See page 2. |
| Construction | Body/Trim: Aluminum Alloy EN AW 6026 Cable Length: 4.92' |
| CCT | 2700K, 3000K, 4000K |
| CRI | >90 |
| Delivered Lumens | 144 lm (3000K, 29°) |
| Efficacy | 57.6 lm/W (3000K, 29°) |
| Optics | 5 Standard, tiltable $\pm 20^\circ$ (see below) |
| Finishes | White, Black, Custom RAL |
| Fixture Dimensions | $\varnothing 2.28'' \times 1.10''$ h |
| Cut-out Size | $\varnothing 2.13''$ (for ceiling installations) |
| Fixture Weight | 0.15 lbs |
| LED Source | 1 Power LED |
| Lumen Maintenance | L90, B10 >50,000hrs (Ta 25°C) |
| Color Consistency | 1/4 ANSI BIN |
| Operating Temp. | 32°F to +113°F |
| IP Rating | IP40 |
| IK Rating | - |



Cutout Dimensions for ceiling installations = $\varnothing 2.13''$

Fixture Dimensions



ORDERING INFORMATION

Example: **CM1700100050ME**. Power Supplies ordered separately.

| CM17001000 | | | |
|------------|---|--|---|
| Model No. | CCT | Optics | Finish |
| CM17001000 | F0 - 2700K 50 - 3000K 90 - 4000K | S - 17° tiltable $\pm 20^\circ$ M - 29° tiltable $\pm 20^\circ$ P - 48° sharp tiltable $\pm 20^\circ$ L - 52° tiltable $\pm 20^\circ$ W - 16°x34° tiltable $\pm 20^\circ$ | E - White N - Black C - Custom RAL <i>(Consult factory for "C")</i> |

Job Name/Date:

Fixture Type Designation:

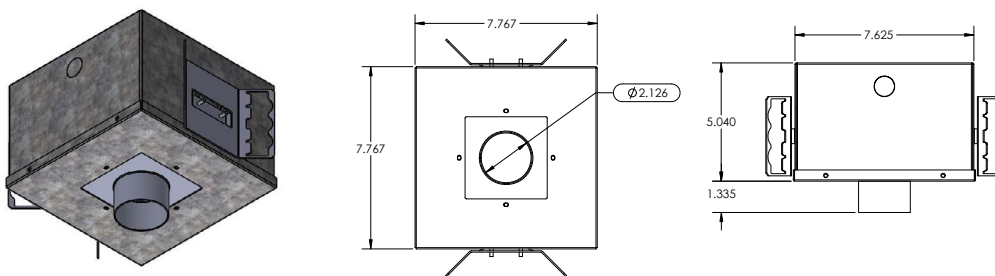
SUGGESTED POWER SUPPLIES

24VDC

| Part Number | Description | Input/Output | # of Fixtures |
|---------------------------|---|------------------------------------|---------------|
| PPLT00128 | Non-Dim | 120VAC to 24VDC, 6W, Class 2 | 1-1 |
| PPLT00275 | Non-Dim | 120-277VAC to 24VDC, 12W, Class 2 | 1-3 |
| PPLT00632 | 0-10V Dimming (Dim to Off) | 120-277VAC to 24VDC, 12W, Class 2 | 1-3 |
| PPLT00155 | Non-Dim | 120VAC to 24VDC, 30W, Class 2 | 1-9 |
| PPLT00157 | Non-Dim | 120VAC to 24VDC, 60W, Class 2 | 1-19 |
| PPLT00599 | ELV / TRIAC & 0-10V Dimming (100 to 0%) | 120-277VAC to 24VDC, 96W, Class 2 | 1-30 |
| PPLT00543 | 0-10V Dimming to 15% (-40°C / -40°F cold weather start) | 120-277VAC to 24VDC, 100W, Class 2 | 4-32 |

For other power supply options consult factory.

ACCESSORIES - Installation



AH-00008-IC (IC Rated)

AH-00008-CP (Chicago Plenum Rated)

Housing for recessed installation in ceilings.

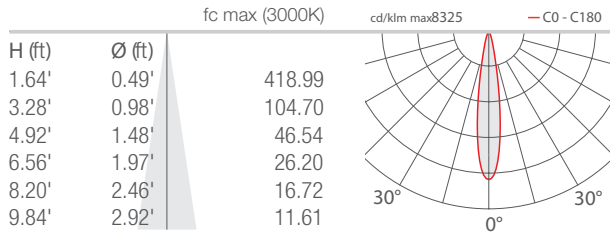
Job Name/Date:

Fixture Type Designation:

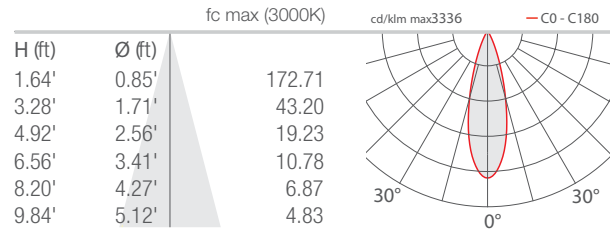
PHOTOMETRIC DATA

Note all Photometry is 3000K

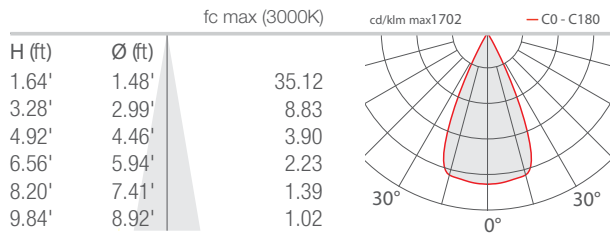
S - 17°



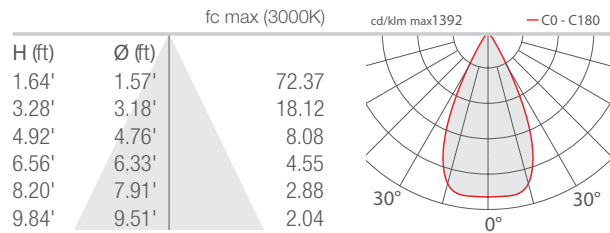
M - 29°




P - 48° Sharp



L - 52°



W - 16°x34°



Job Name/Date:

Fixture Type Designation: