

PENDANTS

2020



A sleek, minimalist design without sacrificing function

No visible power cord - the power is in the suspension cable

Integrates seamlessly into office, residential and commercial environments

Available in 2700K, 3000K, 3500K, 4000K (*Fatz available in tunable white*)

Various lengths available — CRI 90 — IP20

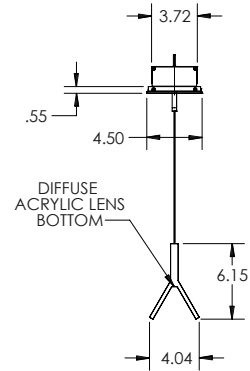
Canopies available recessed or surface mounted

designplan™ 



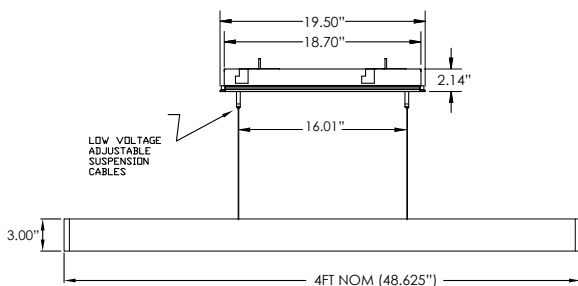
Lambda

Direct/Indirect LED Pendant
 4.0" wide x 6.2" tall
 Extruded Aluminum
 Integral 120-277VAC (347VAC available)
 0-10V Dimming
 72W per 4 foot length
 Up: Linear Spread 1848 lm (4 ft, 3000K)
 Down: Diffuse 1866 lm (4 ft, 3000K)
 Finishes: *Black Suede, Bronze, Matte Silver or White Suede, Custom RAL on request*



Half Pint

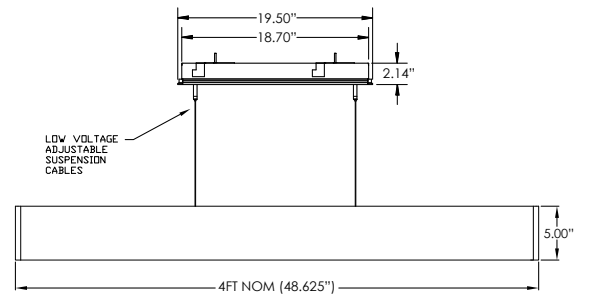
Direct/Indirect LED Pendant
 0.625" thick x 3.0" tall
 Extruded Aluminum
 Integral 120-277VAC (347VAC available)
 0-10V Dimming
 72W per 4 foot length
 Up: Linear Spread 1848 lm (4 ft, 3000K)
 Down: Diffuse 1866 lm (4 ft, 3000K)
 Finishes: *Black Suede, Bronze, Matte Silver or White Suede, Custom RAL on request*





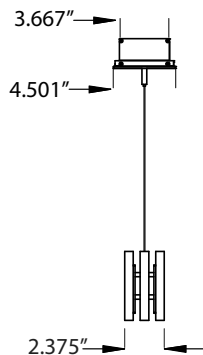
Nine

Direct/Indirect LED Pendant
 0.625" thick x 5.0" tall
 Extruded Aluminum
 Integral 120-277VAC (347VAC available)
 0-10V Dimming
 72W per 4 foot length
 Up: Linear Spread 1848 lm (4 ft, 3000K)
 Down: Diffuse 1866 lm (4 ft, 3000K)
 Finishes: *Black Suede, Bronze, Matte Silver or White Suede, Custom RAL on request*



Plank

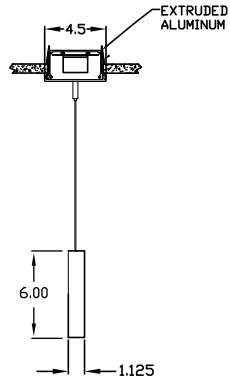
Direct/Indirect LED Pendant
 2.375" thick x 5.0" tall
 Extruded Aluminum
 Integral 120-277VAC (347VAC available)
 0-10V Dimming
 72W per 4 foot length
 Up: Linear Spread 1848 lm (4 ft, 3000K)
 Down: Diffuse 1866 lm (4 ft, 3000K)
 Finishes: *White Oak, Maple, Cherry or Walnut*
Other finishes available - consult factory





Fatz

Direct/Indirect LED Pendant
 1.125" thick x 6.0" tall
 Extruded Aluminum
 Integral 120-277VAC (347VAC available)
 0-10V Dimming - Available in Tunable White
 144W per 4 foot length
 Up: Linear Spread 3714 lm (4 ft, 3000K)
 Down: Diffuse 3714 lm (4 ft, 3000K)
 Finishes: *Black Suede, Bronze, Matte Silver or White Suede, Custom RAL on request*



On The Rocks

Direct/Indirect LED Pendant
 0.625" thick x 3.0" tall
 Extruded Aluminum with 2.0" glass lens bottom
 Integral 120-277VAC (347VAC available)
 0-10V Dimming
 76W per 4 foot length
 Up: Linear Spread 1848 lm (4 ft, 3000K)
 Down: Diffuse 1220 lm (4 ft, 3000K)
 Finishes: *Black Suede, Bronze, Matte Silver or White Suede, Custom RAL on request*

