

Technical features



Technical data


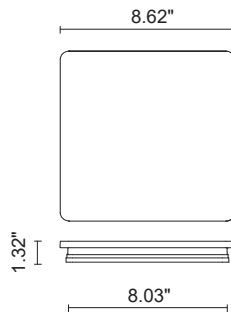
Wattage	19W
IP Rating	IP65
IK Rating	IK08
Material	High corrosion resistance die-cast copper-free aluminum body
Coating	Polyester powder coating with phosphochromating pre-finish
Light source	Nr. 2 x 4 mid-power CREE XH-G LED
Screws	Stainless steel
Transformer	Electronic power supply 120VAC 50-60Hz built-in
Gasket	Silicone rubber
Rubber grommet	M16 Rutaseal® in EPDM
Diffuser	Polycarbonate
Gross weight	3.3 lbs


401708P

ECLIPSE MEDIUM SQUARE 02

Designed by PAOLO VILLA



Square wall surface-mounted luminaire creating a **bi-directional (up&down) wall-washer lighting effect** on the wall. Fixture for outdoor installation on a wall. Phospho-chromatised and polyester powder coated die-cast copper-free aluminum body, frosted polycarbonate diffuser, molded silicone gasket and stainless steel screws. Built-in LED driver 120VAC 50-60Hz, with 2x14 mid-power CREE XH-G LED. IP65 rating.



light source*	light beam options	lumen output (lm)	lumin. efficacy (lm/w)
3000°K warm-white			
mid power led	 2 x 30°	2 x 650	68.42

* Other light colors available on request: Neutral-white

Finish color options:

-  Textured Gray RAL 9006
-  Anthracite Gray RAL 7016
-  Matte Black (on request)