


**Technical features**




401702P

# ECLIPSE MINI SQUARE

Designed by  
PAOLO VILLA

Square wall surface-mounted luminaire creating a **diffused and discrete light through the fixture perimeter** on the wall. Fixture for outdoor installation on a wall. Phospho-chromatised and polyester powder coated die-cast copper-free aluminum body, frosted polycarbonate diffuser, molded silicone gasket and stainless steel screws. Built-in LED driver 120VAC 50-60Hz, with low-power CREE LED. IP65 rating.




**Technical data**

Wattage	10W
IP Rating	IP65
IK Rating	IK08
Material	High corrosion resistance die-cast copper-free aluminum body
Coating	Polyester powder coating with phosphochromating pre-finish
Light source	Low-power CREE LED
Screws	Stainless steel
Transformer	Electronic power supply 120VAC 50-60Hz built-in
Gasket	Silicone rubber
Rubber grommet	M12 Rutaseal® in EPDM
Diffuser	Polycarbonate
Gross weight	2.2 lbs



light source*	light beam options	lumen output (lm)	lumin. efficacy (lm/w)
---------------	--------------------	-------------------	------------------------

**3000°K warm-white**

low power led	 360°	474	47.40
---------------	------------------------------------------------------------------------------------------	-----	-------

\* Other light colors available on request: Neutral-white

**Finish color options:**

