



Visible explorer

eye

design by Landa R&D

designplanTM 

79 Trenton Avenue
Frenchtown, NJ 08825

www.designplan.com

Tel: (908) 996-7710
Fax: (908) 996-7042




eye 80

Compact and perfectly designed. Eye is a ceiling lamp that offers high luminous efficiency and perfect luminance control. The best choice for an outdoor without shadows. Eye 80 is the "small" of the range, with a power of 5W and three types of light emission (spot, flood, wide flood), standard 3000K color temperature (2700K or 4000K on request).

EYE 80 | CEILING LAMP





eye 80

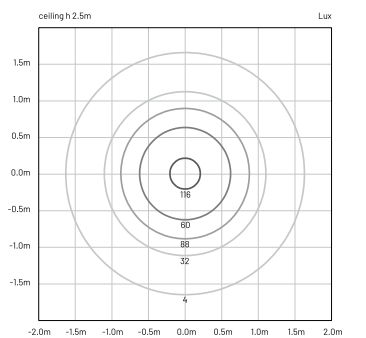
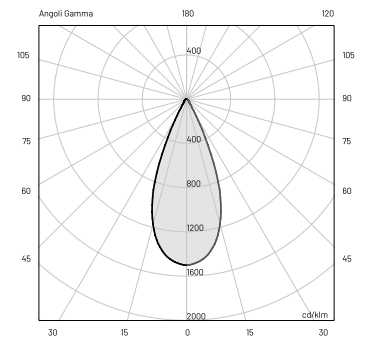
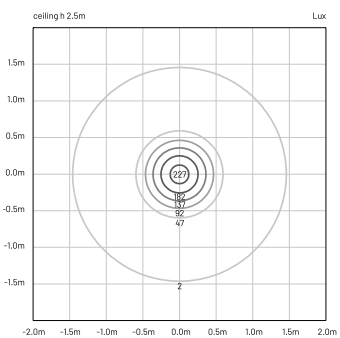
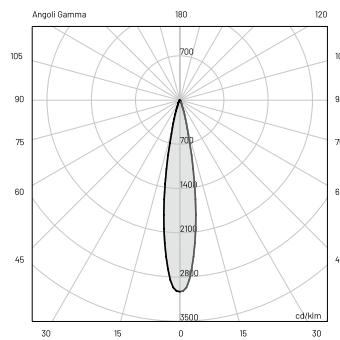
SPOT • FLOOD • WIDE FLOOD

| 5W



TECHNICAL SPECIFICATIONS

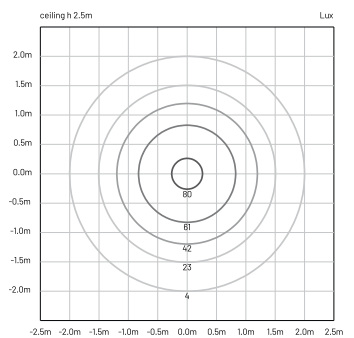
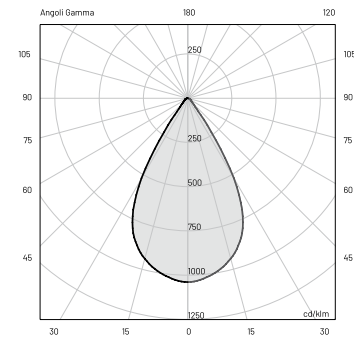
	SPOT	FLOOD
Source lamp	LED 5W	LED 5W
Total wattage	5W	5W
Voltage	24VDC	24VDC
Control	Power supply not included • dimmable through driver	Power supply not included • dimmable through driver
Light color	3000K • other colors on request	3000K • other colors on request
Delivered lumens *Source lumens	220 lm (500 lm*)	400 lm (500 lm*)
Luminous efficacy	44 lm/W	80 lm/W
McADAM steps	3	3
Beam	20°	40°
CRI	> 90	> 90
Lifetime	L70 > 50.000 h Ta 40°C	L70 > 50.000 h Ta 40°C
IP rating	IP65	IP65
IK rating	IK08	IK08



TECHNICAL SPECIFICATIONS

Source lamp	LED 5W
Total wattage	5W
Voltage	24VDC
Control	Power supply not included • dimmable through driver
Light color	3000K • other colors on request
Delivered lumens *Source lumens	460 lm (500 lm*)
Luminous efficacy	92 lm/W
McADAM steps	3
Beam	60°
CRI	> 90
Lifetime	L70 > 50.000 h Ta 40°C
IP rating	IP 65
IK rating	IK 08

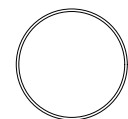

WIDE FLOOD





0.32"

0.20"

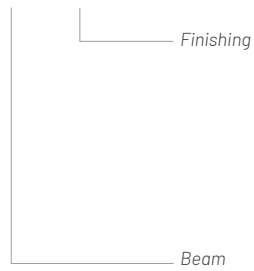


MATERIALS

Body	Die-cast aluminum EN47100
Diffuser	Extra clear glass
Finishing	Polyester powder paint

ORDER CODE

EY 5 0 POS _ HB 7 Z _



L	Graphite	●
V	Oxide	●
U	White	○
G	Black	●
S	Spot	
F	Flood	
W	Wide flood	

Example EY 5 0 POS S H B 7 Z L



eye 125

Eye 125 has a power of 12W. The Eye's extra clear transparent tempered glass widens its field of view in three light emission variants: spot, flood and wide flood. Ideal for ceiling applications, for punctual light in any outdoor context, Eye 125 is resistant and highly aesthetic. The body made in die-cast aluminum is available in four different finishes: graphite, oxide, white and black.

EYE 125 | CEILING LAMP





eye 125

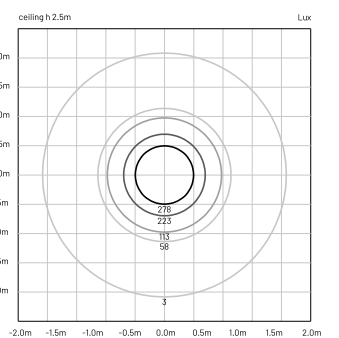
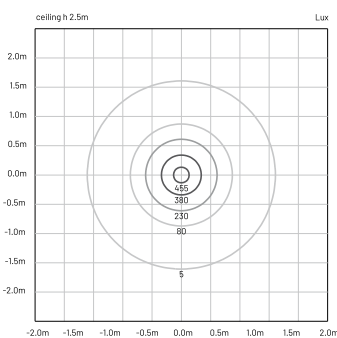
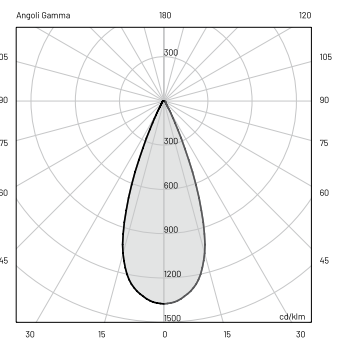
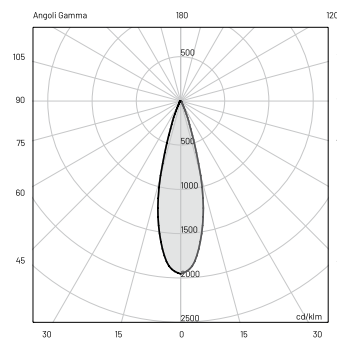
| 12W

SPOT • FLOOD • WIDE FLOOD



TECHNICAL SPECIFICATIONS

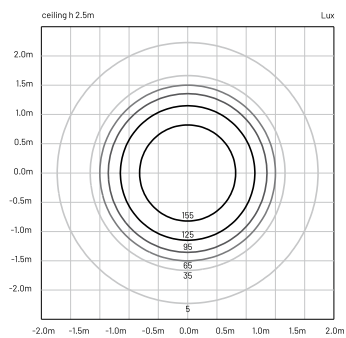
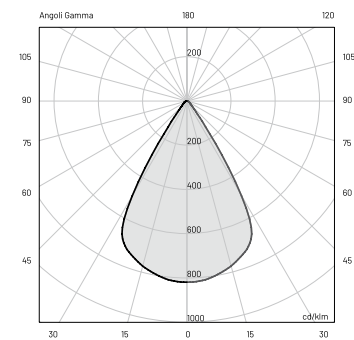
	SPOT	FLOOD
Source lamp	LED 12W	LED 12W
Total wattage	14.5W	14.5W
Voltage	350mA, 50-60Hz	350mA, 50-60Hz
Control	See remote drivers	See remote drivers
Light color	3000K • other colors on request	3000K • other colors on request
Deliverd lumens *Source lumens	785 lm (1500 lm*)	950 lm (1500 lm*)
Luminous efficacy	52 lm/W	63 lm/W
McADAM steps	3	3
Beam	20°	40°
CRI	> 90	> 90
Lifetime	L70 > 50.000 h Ta 40°C	L70 > 50.000 h Ta 40°C
IP rating	IP65	IP65
IK rating	IK08	IK08




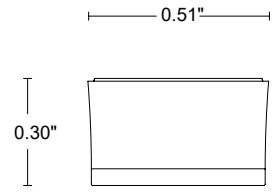
TECHNICAL SPECIFICATIONS

Source lamp	LED 12W
Total wattage	14.5W
Voltage	350mA, 50-60Hz
Control	See remote drivers
Light color	3000K • other colors on request
Delivered lumens *Source lumens	1200 lm (1500 lm*)
Luminous efficacy	80 lm/W
McADAM steps	3
Beam	60°
CRI	> 90
Lifetime	L70 > 50.000 h Ta 40°C
IP rating	IP65
IK rating	IK08

WIDE FLOOD







MATERIALS

Body	Die-cast aluminum EN47100
Diffuser	Extra clear glass
Finishing	Polyester powder paint

ORDER CODE

EY 6 0 POS _ HB 10 _

Finishing	L	Graphite	●
	V	Oxide	●
	U	White	○
	G	Black	●
Beam	S	Spot	
	F	Flood	
	W	Wide flood	

Example EY 6 0 POS S H B 10 L



eye 200

Ceiling luminaire ideal for lighting large spaces with accuracy and infallibility. Long-lasting and performing, Eye 200 is a product with a power of 20W and spot, flood and wide flood light emission and 3000K color temperature (2700K or 4000K on request). The die-cast aluminum body, resistant even under the most extreme conditions, is available in four finishes obtained through graphite, oxide, white and black powder coating.

EYE 200 | CEILING LAMP





eye 200

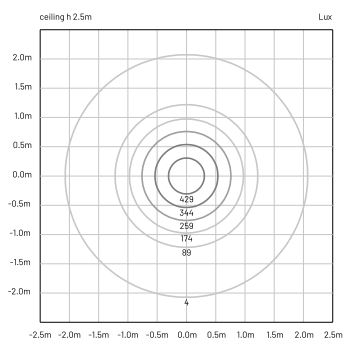
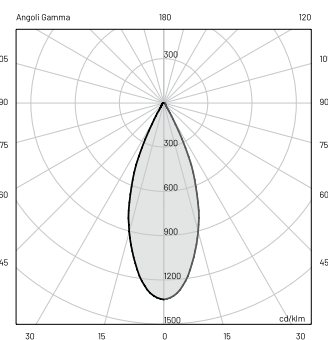
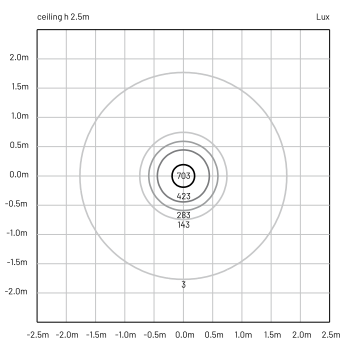
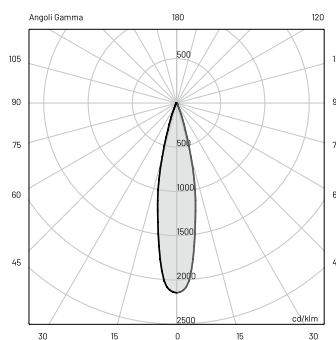
| 20W

SPOT • FLOOD • WIDE FLOOD



TECHNICAL SPECIFICATIONS

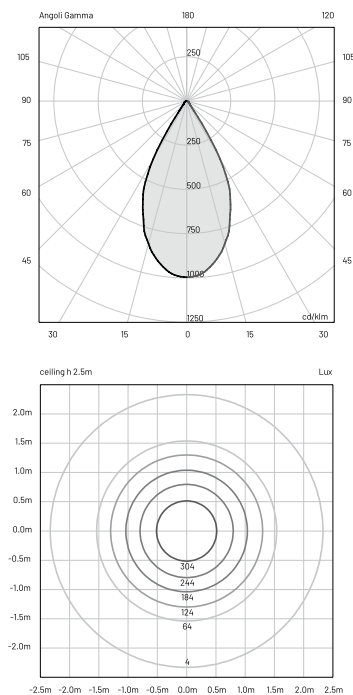
	SPOT	FLOOD
Source lamp	LED 20W	LED 20W
Total wattage	24W	24W
Voltage	500mA, 50-60Hz	500mA, 50-60Hz
Control	See remote drivers	See remote drivers
Light color	3000K • other colors on request	3000K • other colors on request
Delivered lumens *Source lumens	916 lm (2250 lm*)	1400 lm (2250 lm*)
Luminous efficacy	39 lm/W	58 lm/W
McADAM steps	3	3
Beam	20°	40°
CRI	> 90	> 90
Lifetime	L70 > 50.000 h Ta 40°C	L70 > 50.000 h Ta 40°C
IP rating	IP65	IP65
IK rating	IK08	IK08




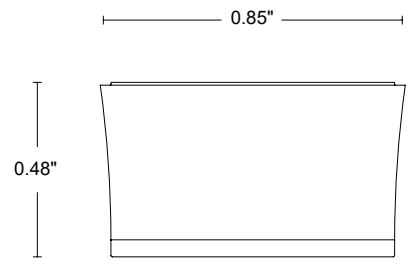
TECHNICAL SPECIFICATIONS

<i>Source lamp</i>	LED 20W
<i>Total wattage</i>	24W
<i>Voltage</i>	500mA, 50-60Hz
<i>Control</i>	See remote drivers
<i>Light color</i>	3000K • other colors on request
<i>Delivered lumens</i> <i>*Source lumens</i>	1650 lm (2250 lm*)
<i>Luminous efficacy</i>	69 lm/W
<i>McADAM steps</i>	3
<i>Beam</i>	60°
<i>CRI</i>	> 90
<i>Lifetime</i>	L70 > 50.000 h Ta 40°C
<i>IP rating</i>	IP65
<i>IK rating</i>	IK08

WIDE FLOOD







MATERIALS

Body	Die-cast aluminum EN47100
Diffuser	Extra clear glass
Finishing	Polyester powder paint

ORDER CODE

EY 8 0 POS _ HB 10 _

Finishing	L	Graphite	●
	V	Oxide	●
	U	White	○
	G	Black	●
Beam	S	Spot	
	F	Flood	
	W	Wide flood	

Example EY 8 0 POS S HB 10 L

