

GEKO 5.1

3000K, 10W, 30°, grey

Light planning by / Cristian Turra  
Photo by / Alessio Tamborini  
Private residence, Brescia, Italy



designplan™ 

79 Trenton Avenue  
Frenchtown, NJ 08825

[www.designplan.com](http://www.designplan.com)

Tel: (908) 996-7710  
Fax: (908) 996-7042

# GEKO

OUTDOOR WALL MOUNTED  
ARCHITECTURAL LIGHTING FOR WALLS AND FACADES



SINGLE BEAM



DOUBLE BEAM



2700K 3000K 4000K



diffuse



GEKO 5.0

10W/16W 120-277VAC



GEKO 6.0

16W/28W 120-277VAC



2700K 3000K 4000K 5000K



ultra-narrow



narrow



medium



wide



elliptical



asymmetrical



GEKO 5.1


10W 120-277VAC



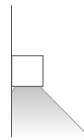
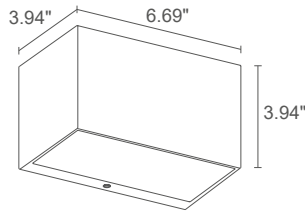
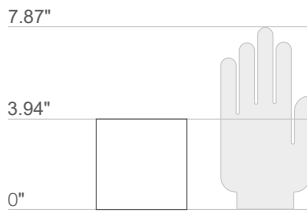
GEKO 6.1

20W 120-277VAC

# GEKO 5



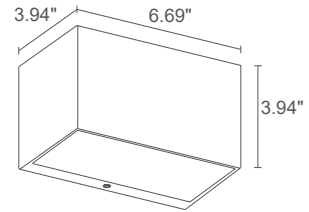
**GEKO 5.0**



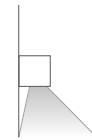
Diffuse



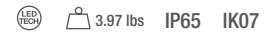
**GEKO 5.1**



Optics



Asymmetrical optics



**POWER / POWER SUPPLY MODEL NO.**

10W 120-277VAC  
**GK5010** ■ **D E** White  
**GK5010** ■ **D F** Grey  
**GK5010** ■ **D H** Anthracite  
**GK5010** ■ **D T** Cor-ten

16W 120-277VAC  
**GK5011** ■ **D E** White  
**GK5011** ■ **D F** Grey  
**GK5011** ■ **D H** Anthracite  
**GK5011** ■ **D T** Cor-ten

■ <b>LED COLOR</b>	<b>F</b> - 2700K <b>5</b> - 3000K <b>9</b> - 4000K
--------------------	--

■ <b>OPTICS</b>	diffuse
-----------------	---------

<b>LUMEN OUTPUT AT SOURCE</b>	713 lm (3000K, 10W) 1120 lm (3000K, 16W)
-------------------------------	---

<b>DELIVERED LUMEN OUTPUT</b>	531 lm (3000K, 10W) 831 lm (3000K, 16W)
-------------------------------	--

<b>NO. AND TYPE OF LED</b>	power LED matrix 3-step MacAdam, 50,000h L80 B10 (Ta 25°C)
----------------------------	---

<b>MATERIAL</b>	body in die-cast aluminum lens in serigraphed, sandblasted, tempered extra-clear glass
-----------------	--

<b>POWER SUPPLY UNIT</b>	integral
--------------------------	----------

<b>POWER CABLES</b>	connection box with 0.98' cable
---------------------	---------------------------------

<b>MOUNTING</b>	surface mounted (wall)
-----------------	------------------------

10W 120-277VAC

**GK5110** ■ **E** White  
**GK5110** ■ **F** Grey  
**GK5110** ■ **H** Anthracite  
**GK5110** ■ **T** Cor-ten

■ <b>LED COLOR</b>	<b>F</b> - 2700K <b>5</b> - 3000K <b>9</b> - 4000K <b>0</b> - 5000K
--------------------	--

■ <b>OPTICS</b>	<b>T</b> - 7° <b>S</b> - 10° <b>F</b> - 30° <b>K</b> - 70° <b>W</b> - 10°x45° <b>A</b> - asymmetrical
-----------------	--

<b>LUMEN OUTPUT AT SOURCE</b>	727 lm (3000K)
-------------------------------	----------------

<b>DELIVERED LUMEN OUTPUT</b>	535 lm (3000K, 30°)
-------------------------------	---------------------

<b>NO. AND TYPE OF LED</b>	5 power LEDs 1/4 ANSI BIN, 50,000h L90 B10 (Ta 25°C)
----------------------------	---


<b>MATERIAL</b>	body in die-cast aluminum lens in serigraphed, tempered, transparent extra-clear glass
-----------------	--

<b>POWER SUPPLY UNIT</b>	integral
--------------------------	----------

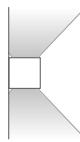
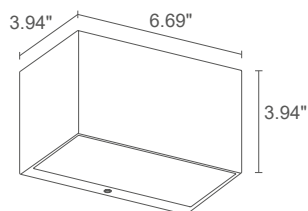
<b>POWER CABLES</b>	connection box with .98' cable
---------------------	--------------------------------

<b>MOUNTING</b>	surface mounted (wall)
-----------------	------------------------

# GEKO 6



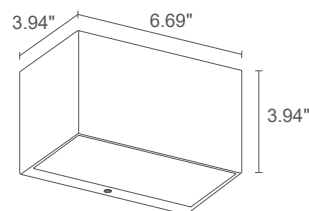
**GEKO 6.0**



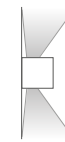
Diffuse



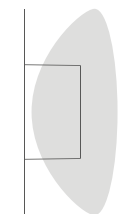
**GEKO 6.1**



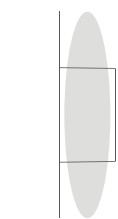
Optics



Asymmetrical optics



10°x45° optics  
(Geko 5.1 / 6.1)



Asymmetrical optics  
(Geko 5.1 / 6.1)

LED TECH 4.85 lbs IP65 IK07

LED TECH 4.85 lbs IP65 IK07  
PID

**POWER / POWER SUPPLY MODEL NO.**

16W 120-277VAC  
**GK6010** ■ **D E** White  
**GK6010** ■ **D F** Grey  
**GK6010** ■ **D H** Anthracite  
**GK6010** ■ **D T** Cor-ten

28W 120-277VAC  
**GK6011** ■ **D E** White  
**GK6011** ■ **D F** Grey  
**GK6011** ■ **D H** Anthracite  
**GK6011** ■ **D T** Cor-ten

■ **LED COLOR**  
**F** - 2700K  
**5** - 3000K  
**9** - 4000K

■ **OPTICS** diffuse

**LUMEN OUTPUT AT SOURCE** 713 lm (3000K, 16W) per beam  
 1120 lm (3000K, 28W) per beam

**DELIVERED LUMEN OUTPUT** 531 lm (3000K, 16W) per beam  
 831 lm (3000K, 28W) per beam

**NO. AND TYPE OF LED** power LED matrix  
 3-step MacAdam, 50,000h L80 B10 (Ta 25°C)

**MATERIAL** body in die-cast aluminum  
 lens in serigraphed, sandblasted,  
 tempered extra-clear glass

**POWER SUPPLY UNIT** integral

**POWER CABLES** connection box with 0.98' cable

**MOUNTING** surface mounted (wall)

**POWER / POWER SUPPLY MODEL NO.**

20W 120-277VAC  
**GK6110** ■ **E** White  
**GK6110** ■ **F** Grey  
**GK6110** ■ **H** Anthracite  
**GK6110** ■ **T** Cor-ten

■ **F** - 2700K  
**5** - 3000K  
**9** - 4000K  
**0** - 5000K

■ **T** - 7°  
**S** - 10°  
**F** - 30°  
**K** - 70°  
**W** - 10°x45°  
**A** - asymmetrical

727 lm (3000K) per beam

535 lm (3000K, 30°) per beam

10 power LEDs  
 1/4 ANSI BIN, 50,000h L90 B10 (Ta 25°C)

body in die-cast aluminum  
 lens in serigraphed, tempered, transparent  
 extra-clear glass

integral

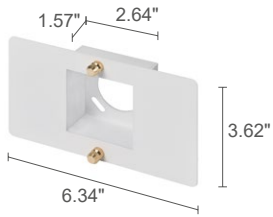
connection box with 0.98' cable

surface mounted (wall)

# GEKO

## ACCESSORIES

### ACCESSORIES FOR INSTALLATION



- WD0300E** - White
  - WD0300F** - Grey
  - WD0300H** - Anthracite
  - WD0300T** - Cor-ten
- Spacer  
RAL finish available on request

∨  
**GEKO 5.1**  
with asymmetrical optics

∨  
**GEKO 5.1**  
with 70° optics



GEKO 6.1  
2700K, 20W, 10°, white  
Light planning by / LuceDomotica  
Hilton Garden Inn, Bucharest, Romania

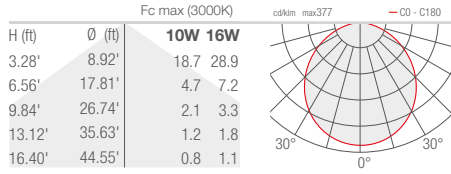


# GEKO

## OUTDOOR WALL MOUNTED

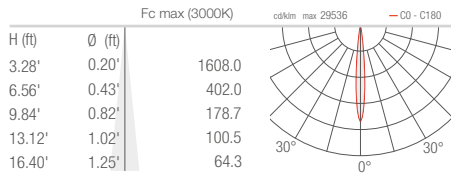
### GEKO 5.0

#### D - Diffuse

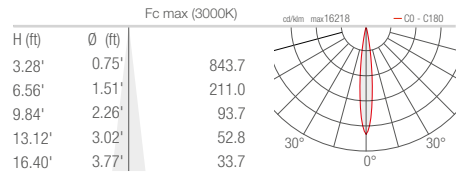


### GEKO 5.1

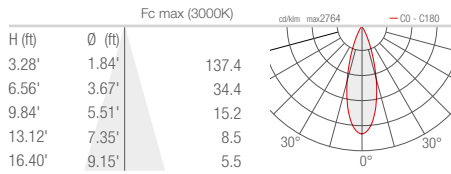
#### T - 7°



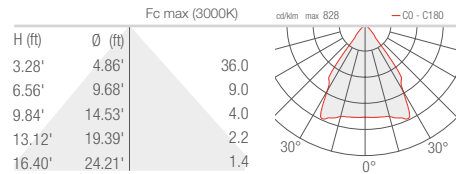
#### S - 10°



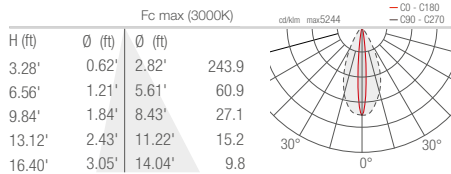
#### F - 30°



#### K - 70°



#### W - 10°x45°



#### A - Asymmetrical

