

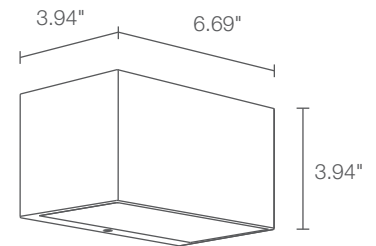
The Geko series are outdoor wall-mounted fixtures with a simplified design perfect for general or scenographic lighting. Geko 6.1 is a double-beam version with 4 color temperatures, 6 optics options and 4 standard finishes.



TECHNICAL DATA

Wattage / Input	20W (120-277VAC)
Power Supply	Integral (0-10V Dimming)
Construction	Body: Die-cast Aluminum Alloy EN AB 47100 Lens: Tempered, Serigraphed, Transparent Glass Cable: 1.0' with connection box
CCT	2700K, 3000K, 4000K, 5000K
CRI	>80
Delivered Lumens	535 lm (3000K, 30°) per beam
Efficacy	53.5 lm/W per beam
Optics	6 Standard (see below)
Finishes	4 Standard, Custom RAL (see below)
Fixture Dimensions	6.69" l x 3.94" w x 3.94" h
Fixture Weight	4.85 lbs
LED Source	10 Power LEDs (5 per beam)
Lumen Maintenance	L80 >50,000hrs (Ta 25°C)
Color Consistency	1/4 ANSI BIN
Operating Temp.	-4°F to +113°F
IP Rating	IP65
Impact Rating	IK07

Fixture Dimensions



Optic versions



Asymmetric optics

ORDERING INFORMATION


Example: GK6110FSH. Accessories ordered separately.

GK6110			
Model No.	CCT	Optics	Finish
GK6110	F - 2700K 5 - 3000K 9 - 4000K 0 - 5000K	T - 7° S - 10° F - 30° K - 70° W - 10°x45° A - Asymmetrical	E - White F - Gray H - Anthracite T - Cor-ten C - Custom RAL (Consult factory for "C")

Job Name/Date:

Fixture Type Designation:

ACCESSORIES - Installation



WD0300__ Spacer

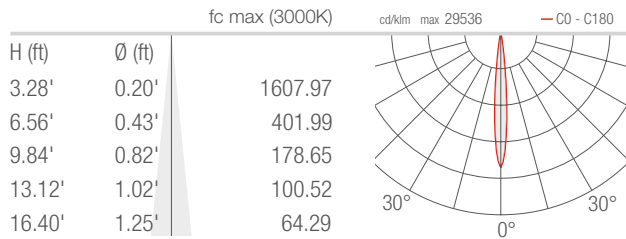
For Spacer include one of the below finishes:

- E** - White
- F** - Gray
- H** - Anthracite
- T** - Corten
- C** - Custom RAL (*Consult factory*)

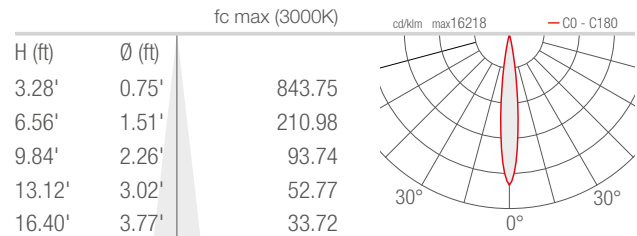
PHOTOMETRIC DATA

Note all Photometry is 3000K

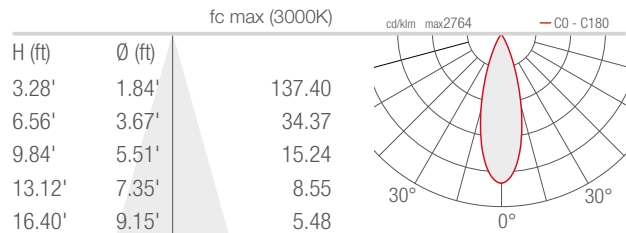
T - 7°



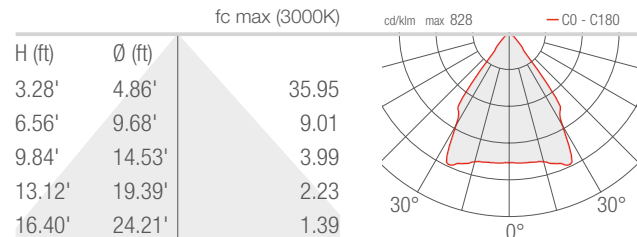
S - 10°



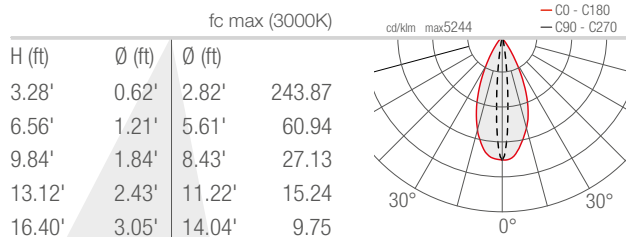
F - 30°



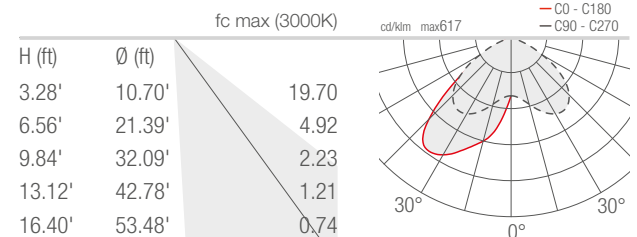
K - 70°



W - 10°x45°



A - Asymmetrical



Job Name/Date:

Fixture Type Designation: