



design: R&D

# PHANTOM SQUARE

**LAM32**  
IDEAS BECOMING LIGHT

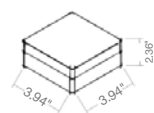
Luminaire designed for wall and ceiling installation. Suitable for LED sources, it is composed of a body made of polyester powder coated aluminum sheet to ensure durability over time and maximum resistance against atmospheric agents. A specific transparent crystal-clear diffuser screen in PMMA, submitted to a processing treatment from solid, ensures a perfect uniformity of light distribution and performance. The screen is integral to the body through a special glue-sealant used in shipbuilding. The installation is allowed through a hidden installation plate in stainless steel sheet by hidden fixing screws. Protection degree IP65 of these luminaires is ensured by a special glue-sealant used in shipbuilding and appropriate waterproof cable gland system. It is equipped with a 1.64' long cable for connection to the 24VDC power supply line. ADA Compliant.

designplan™ 

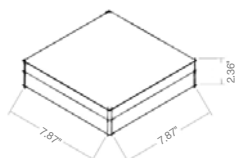
# PHANTOM SQUARE



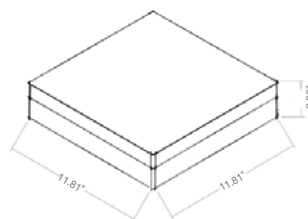
## TECHNICAL DRAWING



3.94" x 3.94" x H2.36"



7.87" x 7.87" x H2.36"



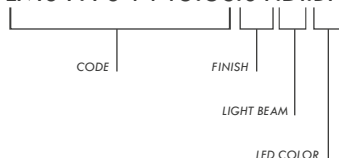
11.81" x 11.81" x H2.36"

## PHANTOM SQUARE

model	code	dimension	lamp	lumens		
				2700K	3000K	4000K
PHANTOM SQUARE 1	LM01.104446.US	3.94" x 3.94" x H2.36"	LED 3W	393	415	428
PHANTOM SQUARE 2	LM01.104447.US	7.87" x 7.87" x H2.36"	LED 9W	1260	1328	1370
PHANTOM SQUARE 3	LM01.104448.US	11.81" x 11.81" x H2.36"	LED 13W	1890	1992	2054

## EXAMPLE OF CODE COMPOSITION

LM01.104446.US.01.DI.BF



### Light beam

.DI *diffused*

### LED Color

.BC 2700K

.BP 3000K

.BF 4000K

## FINITURA/FINISH

color	code	color	code	color	code
	.01 / painted white		.02 / painted black		.03 / painted grey
	.04 / painted cor-ten		.11 / painted anthracite		