

design: R&D

# N6-65 N6-E

LAM32  
IDEASBECOMINGLIGHT

*Luminaire designed for surface installation on walls and false ceilings using appropriate accessories. Suitable for LED sources of different powers, their bodies are made of anodized extruded aluminum, fulfilled with a special opal resin, resistant to UV rays, to ensure the maximum level of performance, visual comfort and cleanness over time. Closing end caps are made of anodized aluminum. The luminaires are supplied with rear cable output. It is equipped with a 19.7" long cable for connection to the 24VDC power supply line. 24VDC Electronic driver to be ordered as an accessory.*

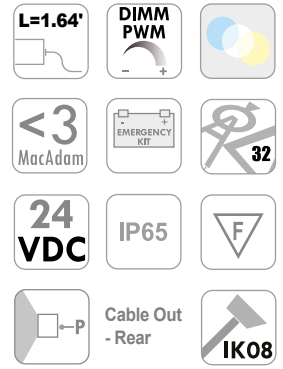
designplan™ 

79 Trenton Avenue  
Frenchtown, NJ 08825

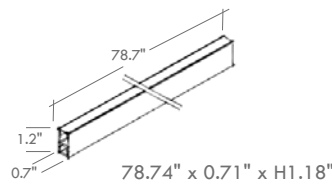
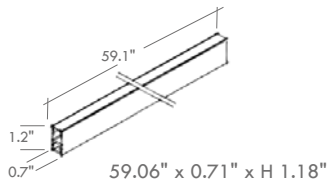
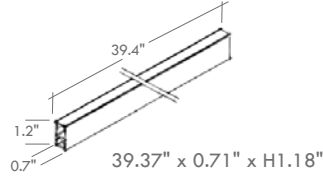
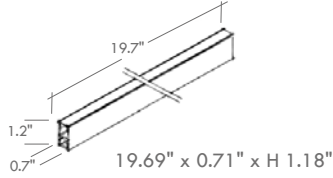
[www.designplan.com](http://www.designplan.com)

Tel: (908) 996-7710  
Fax: (908) 996-7042

# N6 - 65




## TECHNICAL DRAWING



name	dimension	code	lamp	lumen/lumens		
				2700K	3000K	4000K
N6-65	19.7"	LM04.104633.US	LED 9.5W	720	760	800
N6-65	39.4"	LM04.104634.US	LED 19W	1440	1520	1600
N6-65	59.1"	LM04.104635.US	LED 28.5W	2160	2280	2400
N6-65	78.7"	LM04.104636.US	LED 38W	2880	3040	3200

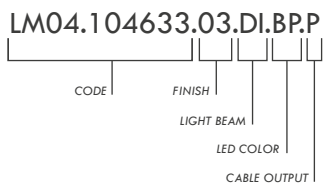
## ACCESSORIES

### code

	LM20.104639	Closing end cap Dimens. 1.2" x 0.7" x 0.1"
--	-------------	---

## EXAMPLE OF CODE COMPOSITION

Electronic driver and connection systems 24VDC to be ordered separately. Control Electronics, iSmart CV, iColor CV or iDimm CV, to be ordered as accessory.



### Light beam

.DI	diffused
-----	----------


### LED Color

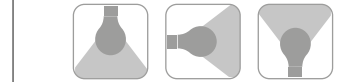
.BC	2700K
.BP	3000K
.BF	4000K
.DW	2800K 6000K

### Cable Output

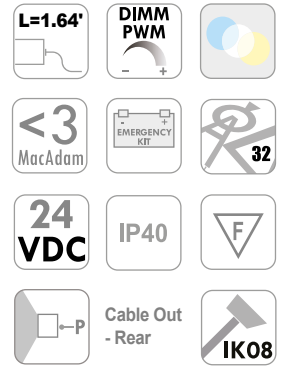
.P	rear
----	------

## FINISH

color	code
	.03 / anodized aluminum



# N6 - E



## TECHNICAL DRAWING



name	dimension	code	lamp	lumens					
				2200K	2700K	3000K	4000K	DW	RGBW
LED CIRCUIT REEL	196.9"	LM30.103514.US	19.2 W/3.28'	1420	10440	1536	1570	1593	864
N6 -E*	118.1"	LM30.104643.US							

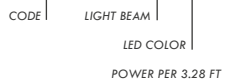
## ACCESSORIES

code		
LM20.104639	Closing end cap Dimens. 1.2" x 0.7" x 0.1"	
LM20.104640	Closing end cap with hole Dimens. 1.2" x 0.7" x 0.1"	

## EXAMPLE OF CODE COMPOSITION

Electronic driver and connection systems 24VDC to be ordered separately. Control Electronics, iSmart CV, iColor CV or iDimm CV, to be ordered as accessory.

LM30.103514.DP.BP.20



\* IK05 - IP40  
\*\*Full color luminous lux.

Light beam				
		lm/3.28'	LED/3.28'	Cut
.DP	perpendicular diffused			
.XC	2200K	1420	240	1.0"
.BC	2700K	1440	240	1.0"
.BP	3000K	1536	240	1.0"
.BF	4000K	1570	240	1.0"
.DW	2800K 6000K	1593**	240	2.0"
.RGBW	RGB+W 3000K	864**	60	3.9"
LED circuit power				
.20		19.2W/m		

## FINISH

color	code
	.03 anodized aluminum



# SYMBOLS

## Available configurations



Luminaire available in RGB version (only for versions with a min. of 3 lamps or LED versions).



Luminaire available in CTC version (color temperature control, only for versions with a min. of 3 lamps or LED versions).



Luminaire has possibility to be dimmed.



Luminaire has possibility to be dimmed 0/10.



Luminaire has possibility to be dimmed DALI.



Luminaire has possibility to be dimmed PWM.



Luminaire available with induction sound diffusion system.



Luminaire available with internal Wi-Fi Router for the diffusion of any kind of wireless signal in the surrounding space.



Emergency Kit



Luminaire customizable (with feasibility to be checked).  
Changes on request:  
-RAL finish  
-size  
-communication technology (integrated DALI, WIFI or AUDIO)



Luminaire available, on request, in RGB version (only for LED versions or with a minimum of 3 lamps).



Luminaire available, on request, in CTC version (color temperature control, only for versions with a min. of 3 lamps or LED versions).



Luminaire available, on request, in dimmable version.



Luminaire available, on request, with microprismatic screen for high visual comfort.



Water Stop protection

## IP Protection degree code

### 1st DIGIT – Protection against solid bodies

IP1... Protection against solid bodies  $\geq 1.97''$   
IP2... Protection against solid bodies  $\geq 0.47''$   
IP3... Protection against solid bodies  $\geq 0.10''$   
IP4... Protection against solid bodies  $\geq 0.04''$   
IP5... Protection against dust  
IP6... Total protection against dust

### 2nd DIGIT – Protection against water

IP...1 Protection against vertically falling drops  
IP...2 Protection against vertically falling drops with a tilt angle up to  $15^\circ$   
IP...3 Protection against sprays of water up to  $60^\circ$  from devertical  
IP...4 Protection against water spray from all directions  
IP...5 Protection against water jets  
IP...6 Protection against powerful water jets  
IP...7 Protection against temporary immersion up to  $30'$  under  $3.28'$  of water  
IP...8 Protection against continuous immersion under  $3.28'$  of water

## Power supply type



## Certificates and requirements



The luminaire can be installed on normally flammable surfaces.



MacAdam Ellipse.



Static load resistance.



Length of supplied power cable.



Cable Output  
L= Side  
P= Rear  
T= Head



Protection against sudden changes in voltage.



Reverse polarity protection.



Luminaire rotation on vertical axis.



Luminaire inclination on horizontal axis.



Type of light emission.

## Shock resistance



IK00	No protection	IK03	0.35 J	IK07	2.00 J
IK01	0.15 J	IK04	0.50 J	IK08	5.00 J
IK02	0.20 J	IK05	0.70 J	IK09	10.00 J
		IK06	1.00 J	IK10	20.00 J

## General Conditions

Wattage and lumens indicated in this catalogue are referred to the LED sources.