


NEVA 7 SURFACE

NEVA 7.0, 7.1, 7.2 and MINI 7

The Neva 7 series are RGBW linear profiles with deep-set optics perfect for architectural lighting for both indoor and outdoor applications. Available in 4 different lengths and with in-grade housing for recessed applications or adjustable brackets for surface mount.

TECHNICAL DATA

Wattage / Input	See Chart on page 2. (24VDC)
Power Supply	Remote, not included. See page 3.
Construction	Body: Anodized Aluminum Lens: Tempered and Serigraphed Glass Cable Length: 4.92' standard
CCT	RGBW (4000K)
CRI	CRI >80
Delivered Lumens	See Chart on page 2.
Efficacy	35 lm/W
Optics	18°, 32°, 44°, 78°, 26°x58°
Finish	Aluminum
Cut-Out Dimensions	See Chart on page 2.
Fixture Dimensions	See Chart on page 2.
Fixture Weight	See Chart on page 2.
LED Source	See Chart on page 2.
Lumen Maintenance	L90, B10>50,000hrs
Color Consistency	3-Step MacAdam
Operating Temp.	-4°F to +113°F
IP Rating	IP67
Impact Rating	IK06



ORDERING INFORMATION

Example: NV70007MA or NV70007MA-3. Accessories / Power Supplies ordered separately.

	7		A	
Model No.	CCT	Optics	Finish	Cable Length
NV0700 - Neva Mini 7	7 - RGBW	S - 18°	A - Aluminum	4.92' standard
NV7000 - Neva 7.0		M - 32°		1 - 16.40'
NV7100 - Neva 7.1		L - 44°		2 - 32.81'
NV7200 - Neva 7.2		K - 78°		3 - 49.21'
		W - 26°x58°		4 - 65.62'

Job Name/Date:

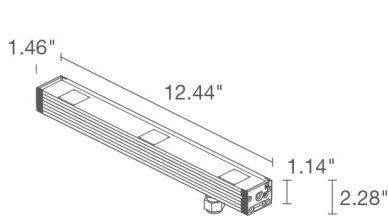
Fixture Type Designation:

NEVA 7 SURFACE

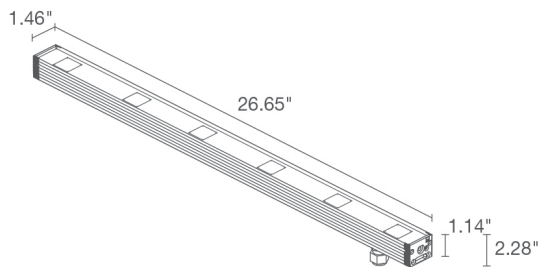
NEVA 7.0, 7.1, 7.2 and MINI 7

TECHNICAL DATA

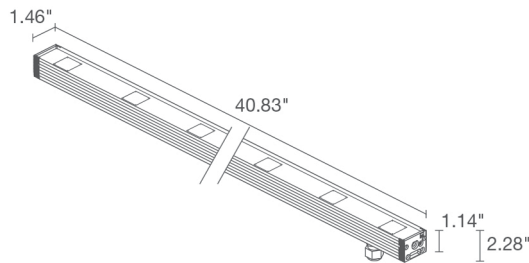
	NEVA MINI 7	NEVA 7.0	NEVA 7.1	NEVA 7.2
Wattage	15W	30W	45W	75W
Delivered Lumens	525 lm: (R) 84 lm, (G) 186 lm, (B) 57 lm, (W) 198 lm (4000K, 32°)	1051 lm: (R) 169 lm, (G) 371 lm, (B) 114 lm, (W) 397 lm (4000K, 32°)	1575 lm: (R) 253 lm, (G) 556 lm, (B) 171 lm, (W) 595 lm (4000K, 32°)	2625 lm: (R) 422 lm, (G) 927 lm, (B) 284 lm, (W) 992 lm (4000K, 32°)
Fixture Dim. (l,w,h)	12.44" x 1.46" x 2.28"	26.65" x 1.46" x 2.28"	40.83" x 1.46" x 2.28"	69.21" x 1.46" x 2.28"
Fixture Weight	1.43 lbs	2.76 lbs	4.19 lbs	7.05 lbs
LED Source	3 RGBW LED groups, LED spacing 4.72"	6 RGBW LED groups, LED spacing 4.72"	9 RGBW LED groups, LED spacing 4.72"	15 RGBW LED groups, LED spacing 4.72"



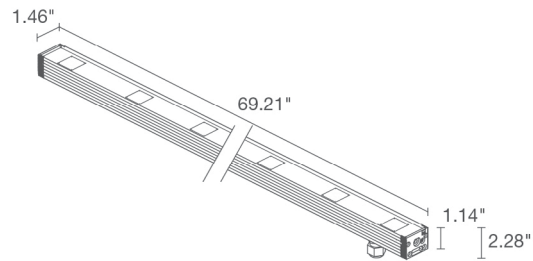
NEVA MINI 7



NEVA 7.0



NEVA 7.1



NEVA 7.2

Job Name/Date:

Fixture Type Designation:

NEVA 7 SURFACE

NEVA 7.0, 7.1, 7.2 and MINI 7

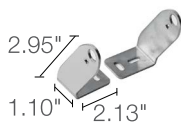
SUGGESTED POWER SUPPLIES

24VDC

Part Number	Description	Input/Output	# of Fixtures / Power Supply			
			Neva Mini 7	Neva 7.0	Neva 7.1	Neva 7.2
			15W	30W	45W	75W
PPLT00288	DMX / RDM (Field Addressable) / DALI	120-277VAC to 24VDC, 100W	1-5	1-2	1-1	1-1

For other power supply options consult factory.

ACCESSORIES - Installation



WM0601

Pair of brackets 2.95" h



WM0602

Pair of brackets 5.51" h

Anti-Glare



Stainless Steel Painted Black Anti-Glare Shield

WB6500 - Neva Mini 7 (12.91")

WB6520 - Neva 7.0 (26.50")

WB6521 - Neva 7.1 (40.67")

WC6522 - Neva 7.2 (69.06")

Job Name/Date:

Fixture Type Designation:

NEVA 7 SURFACE

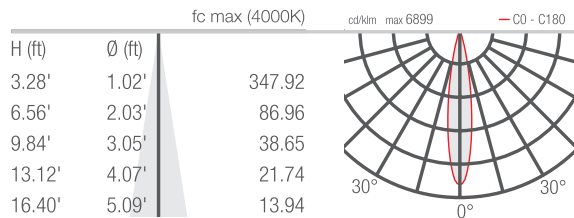
NEVA 7.0, 7.1, 7.2 and MINI 7

PHOTOMETRIC DATA

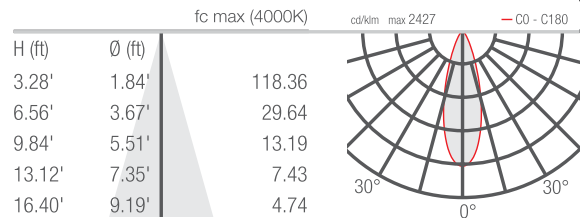
Note all Photometry is CRI 80, 3000K

NEVA MINI 7

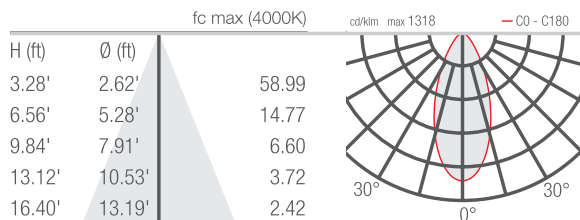
S - 18°



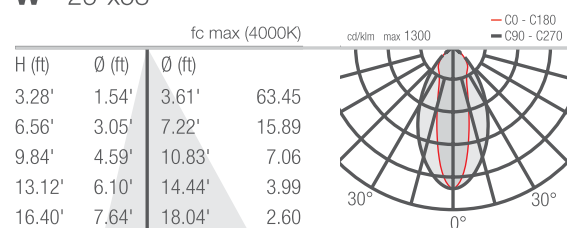
M - 32°



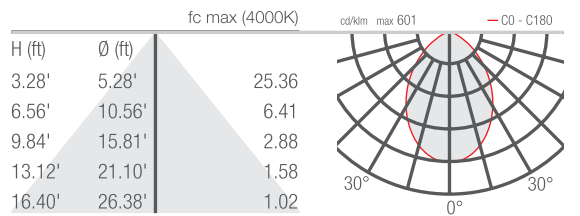
L - 44°



W - 26°x58°



K - 78°



Job Name/Date:

Fixture Type Designation:

NEVA 7 SURFACE


NEVA 7.0, 7.1, 7.2 and MINI 7

PHOTOMETRIC DATA

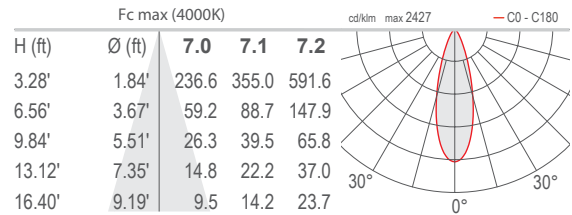
Note all Photometry is CRI 80, 3000K

NEVA 7.0, 7.1, 7.2

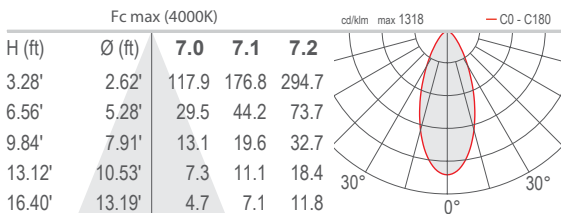
S - 18°



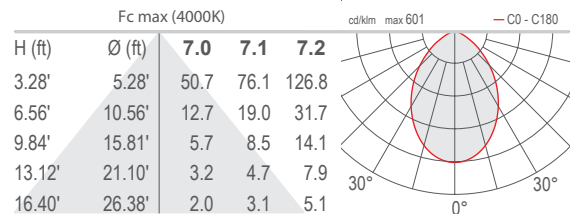
M - 32°



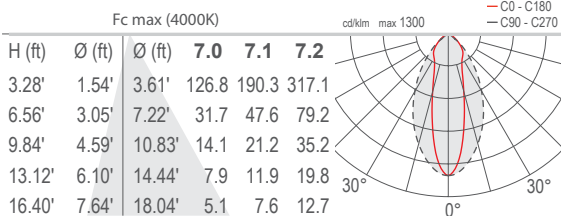
L - 44°



K - 78°



W - 26°x58°



Job Name/Date:

Fixture Type Designation: