

# Outdoor Lighting




designplan 

[www.designplan.com](http://www.designplan.com)

79 Trenton Avenue Frenchtown, NJ 08825

Call: 908-996-7710 Fax: 908-996-7042

# Bollards



## MOND

- LED bollard made from DurCoral®
- Integral 120V driver 0 - 10V dimmable
- 18W, 3000K
- Body in an unfinished surface
- Suitable for painting
- IP65
- 1600 lm



## PLIN

- LED aluminum bollard
- Remote 24V DC dimmable driver
- 12W, 2700K, 3000K, 4000K
- 3 heights
- Single (Plin 1, Plin 2) or double head (Plin 3)
- IP65
- 414 lm per head



## KLEIN

- LED aluminum bollard
- Remote 24V DC dimmable driver
- 12W, 2700K, 3000K, 4000K
- 2 heights
- Single direction only
- IP65
- 103 lm




# Downlights



## RDO

- Recessed vandal-resistant LED luminaire
- Integral 120 - 277V driver
- 6.2W 350mA LED
- Zinc coated steel body
- Suitable for painting
- Uses Xicato 3000 lm module
- IP65
- Emergency option available




## LEILA 165

- Recessed vandal-resistant LED luminaire
- Remote driver
- 12W - 38W
- White or stainless steel trim
- Suitable for painting
- 4 sizes
- IP66
- 723 lm - 3338 lm



# Linear In Grade Uplights



## LL4

- Recessed in grade uplight
- Remote 120 - 277V 24V DC driver 0 - 10V dimmable
- 3W LED 2" OC
- Extruded aluminum body
- Trimless / Flangeless
- IP67
- 20,000 lb driveover rated




## RIO 1.1

- Recessed in grade uplight
- Remote 24V DC driver 0 - 10V dimmable
- 3.5W/ft LED 2" OC
- Stainless steel body
- PMMA lens
- IP67
- 11,000 lb driveover rated
- 168 lm



## RIVER 1.0

- Recessed in grade uplight
- Integral 120V driver 0 - 10V dimmable
- 20W
- Aluminum body
- Glass lens
- IP67
- 4,400 lb driveover rated
- 1140 lm



## CIELO

- Recessed in grade uplight
- Integral 120 - 277V driver 0 - 10V dimmable
- 13.2 - 26.4W
- Aluminum body
- Glass lens
- IP67
- 3,300 lb driveover rated
- 1423 lm - 2847 lm



## LST/LSV

- Recessed or surface flexible luminaire
- Remote 120 - 277V driver 0 - 10V dimmable
- 3.2W per foot
- PVC body
- IP68
- 256 lm - 292 lm per foot



# Floodlights



## STRA P

- Adjustable LED floodlight
- Integral 120V driver 0 - 10V dimmable
- 43W, IP66
- Body in low copper alloy aluminum
- Stainless steel trim
- Tempered glass, color filters and optical lenses
- CRI 80 and CRI 90 available
- 1100 lm - 2205 lm



## AKRO

- Adjustable LED floodlight
- Integral 120 - 277V driver (1.0) or 120V (1.1, 1.2)
- 37W, IP66
- Zooms from 13° - 42° beam
- Body in low copper alloy aluminum
- Tempered glass lens
- CRI 80 and CRI 90 available
- Snoots and barndoors available



## HYDROFLASH

- Adjustable LED floodlight
- Integral 120 - 277V driver
- 8W - 36W, IP65
- Body in low copper alloy aluminum
- Glare shield available
- Tempered glass lens
- Power LEDs and COB LEDs
- 750 lm - 3100 lm



## HYDROCASE

- Adjustable LED floodlight
- Integral 120 - 277V driver
- 1W - 50W, IP65
- Body in low copper alloy aluminum
- Glare shield available
- Tempered glass lens
- Power LEDs and COB LEDs
- 120 lm - 4900 lm




## SIRI 3.0

- Adjustable LED floodlight
- Integral 120V driver (except on the 2 small versions)
- 9W - 23W
- Body in low copper aluminum alloy
- Tempered glass lens
- Yoke or stem mount
- 497 lm - 1755 lm




# In Grade Uplights



## STRA

- Recessed in grade uplight
- Integral 120 - 277V driver 0 - 10V dimmable
- 37W LED in fixed version / 25W in adjustable version
- Die cast aluminum body
- Stainless steel trim
- IP68
- 11,000 lb driveover rated
- 1100 lm - 2205 lm



## C1X

- Recessed in grade uplight
- Remote 120 - 277V 24V DC driver 0 - 10V dimmable
- 1W LED
- Cast stainless steel body
- Stainless steel trim
- IP68
- 11,000 lb driveover rated
- 44 lm




## LITUS 2.8

- Recessed in grade uplight
- Remote 120 - 277V 24V DC driver 0 - 10V dimmable
- 2W LED adjustable
- Cast low copper aluminum body
- Tempered glass lens without trim
- IP67
- Walkover rated
- 108 lm



## BRIGHT 2.5

- Recessed in grade uplight
- Remote 120 - 277V 24V DC driver 0 - 10V dimmable
- 7W LED
- Cast low copper aluminum body
- Stainless steel trim
- IP67
- 4,400 lb driveover rated
- 463 lm




## HYDROQUADRO

- Recessed in grade uplight
- Integral 120V driver
- 44W LED adjustable
- Cast low copper aluminum body
- Stainless steel trim
- IP67
- 11,000 lb driveover rated
- 3920 lm




# Wall / Window Mount




## LYSS

- Window ledge mounted LED fixture
- Remote dimmable driver
- 9W LED, IP65
- Body in low copper alloy aluminum
- 2700K, 3000K, 4000K, 5000K, blue
- Mounting plate is adjustable
- 2 x 180 degree beams for lighting window reveal
- 169 lm




## GEKO 5.1

- Wall mounted LED fixture
- Integral 120V driver 0 - 10V dimmable
- 10W LED, IP65
- Body in low copper alloy aluminum
- 2700K, 3000K, 4000K, 5000K
- Also available as up/down
- 6 different beam spreads
- 450 lm



## HYDROTECH ROUND

- Round wall mounted LED fixture
- Integral 120V driver
- 2 x 39W LED, IP65
- Body in low copper alloy aluminum
- 3000K
- Available as double, up, or down emmissions
- Cree CXA2530 COB LED
- 2 x 4000 lm



## HYDROTECH SQUARE

- Square wall mounted LED fixture
- Integral 120V driver
- 1 x 14W LED, IP65
- Body in low copper alloy aluminum
- 3000K
- Available as double, up, or down emmissions
- 5 Cree XP-L power LEDs
- 1300 lm



designplan 

[www.designplan.com](http://www.designplan.com)

79 Trenton Avenue Frenchtown, NJ 08825

Call: 908-996-7710 Fax: 908-996-7042