

# PICA 3 IP54

## BATHROOM

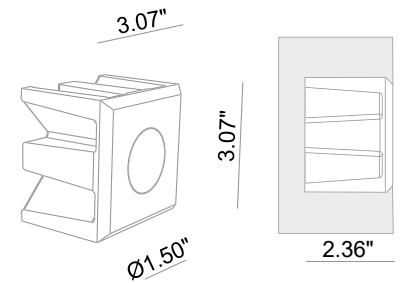
Pica 3 is a recessed luminaire for use in walls as orientation lighting. It is available as an indoor (IP20), bathroom (IP54) or outdoor (IP54) version. The Pica can be directly installed in solid walls as well as in gypsum walls with an optional plasterkit.

### TECHNICAL DATA

<b>Wattage / Input</b>	1W, 2W (350mA)
<b>Power Supply</b>	Remote, not included. See page 2.
<b>Construction</b>	Body: Calcyt® Plaster Lens: Frosted Diffuser
<b>CCT</b>	2200K, 2700K, 3000K, 4000K, Royal Blue
<b>CRI</b>	>80 and >90
<b>Optics</b>	Fixed
<b>Delivered Lumens</b>	18 lm (1W, 3000K)
<b>Efficacy</b>	18 lm/W
<b>Finishes</b>	Paintable Plaster
<b>Cut-Out Dimensions</b>	3.35" x 3.35"
<b>Fixture Dimensions</b>	3.07" l x 3.07" w x 2.36"
<b>Aperature</b>	Ø1.50"
<b>Color Consistency</b>	3-Step MacAdam
<b>IP Rating</b>	IP54



Wall Cut-Out: 3.35" x 3.35"  
Fixture Dimensions



### ORDERING INFORMATION

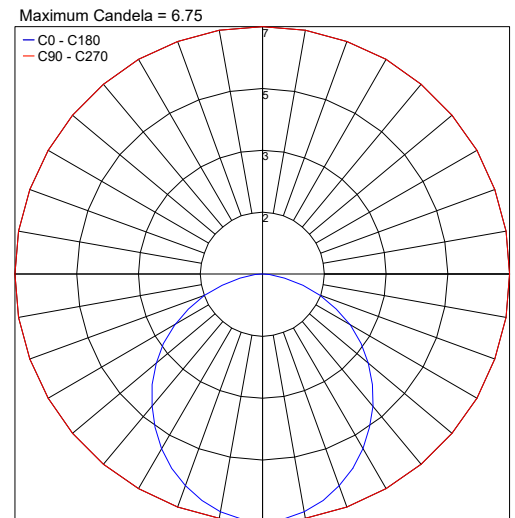
Example: 124 60 101. Accessories / Power Supplies ordered separately.

--

Model No.	Description
124 60 501 - 2200K	1W, 100 lm, CRI 80, IP54 Bathroom
124 60 001 - 2700K	1W, 100 lm, CRI 90, IP54 Bathroom
124 60 101 - 3000K	1W, 100 lm, CRI 90, IP54 Bathroom
124 60 201 - 4000K	1W, 100 lm, CRI 90, IP54 Bathroom
124 60 301 - Royal Blue	1W, 100 lm, IP54 Bathroom
124 62 501 - 2200K	2W, 200 lm, CRI 80, IP54 Bathroom
124 62 001 - 2700K	2W, 200 lm, CRI 90, IP54 Bathroom
124 62 101 - 3000K	2W, 200 lm, CRI 90, IP54 Bathroom
124 62 201 - 4000K	2W, 200 lm, CRI 90, IP54 Bathroom
124 62 301 - Royal Blue	2W, 200 lm, IP54 Bathroom

### PHOTOMETRIC DATA

Note all Photometry is 3000K



PHOTOMETRIC FILENAME : PICA 3 (100 LM, CRI90).IES

Job Name/Date:

Fixture Type Designation:

### SUGGESTED POWER SUPPLIES

350mA

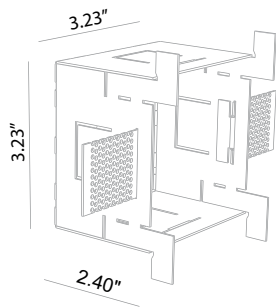
Part Number	Description	Input/Output	# of Fixtures	
			1W	2W
<a href="#">PPLT00138</a>	0-10V Dimming to 10%	120-277VAC to 350mA, 4W, Class 2	2-3	1-1
<a href="#">PPLT00468</a>	Phase Dim (120V only)	120VAC to 350mA, 14W, Class 2	4-13	2-6
<a href="#">PPLT00308-P</a>	0-10V Dimming to 0.1%	120-277VAC to 350mA, 30W, Class 2	1-19	1-9
<a href="#">PPLT00309-P</a>	0-10V Dimming to 0.1%	120-277VAC to 350mA, 50W, Class 2	1-19	1-9
<a href="#">PPLT00538-P</a>	0-10V Dimming to 0.1% (4 channels)	120-277VAC to 350mA, 100W, Class 2	1-20 (1-80)	1-10 (1-40)

### Suggested Lutron Compatible

Part Number	Option	Lutron SKU	Dim Range	Description	Input/Output	# of Fixtures	
						1W	2W
<a href="#">PPLT00252</a>	LTEA2W	LTEA	100%-1%	Hi-Lume™ 1% 2-Wire LED Driver (120V forward phase only)	120VAC to 350mA, 7W, Class 2	3-6	2-3
<a href="#">PPLT00247</a>	L3DAE / L3DA3W	L3DA	100%-1%	Hi-Lume™ 1% EcoSystem™ or 1% 3-Wire LED Driver	120-277VAC to 350mA, 7W, Class 2	3-6	2-3
<a href="#">PPLT00516</a>	L3DAE / L3DA3W	L3DA	100%-1%	Hi-Lume™ 1% EcoSystem™ or 1% 3-Wire LED Driver	120-277VAC to 350mA, 13W, Class 2	6-13	3-6
<a href="#">PPLT00271</a>	LTEA2W	LTEA	100%-1%	Hi-Lume™ 1% 2-Wire LED Driver (120V forward phase only)	120VAC to 350mA, 13W, Class 2	6-13	3-6
<a href="#">PPLT00179</a>	L3DAE / L3DA3W	L3DA	100%-1%	Hi-Lume™ 1% EcoSystem™ or 1% 3-Wire LED Driver	120-277VAC to 350mA, 19W, Class 2	11-18	6-9
<a href="#">PPLT00220</a>	LTEA2W	LTEA	100%-1%	Hi-Lume™ 1% 2-Wire LED Driver (120V forward phase only)	120VAC to 350mA, 19W, Class 2	11-18	6-9

For other power supply options consult factory.

### ACCESSORIES - Installation



**724 01 000**  
Outer Casing

Job Name/Date:

Fixture Type Designation: