


SLICE



Slice is a totally recessed luminaire for indoor use, characterized by its extremely slim design: 0.49" thick.

Thanks to the absence of mounting boxes, Slice can be both ceiling and wall mounted, fitted into the thickness of the drywall panel or plaster. This revolutionary recessed product is made in AirCoral® of which it maintains all its total recessed characteristics. The LED optics can emit 1000 lumen. Installable with remote driver, maintenance can be carried out only from the front of the luminaire, reducing to the minimum any post-installation operations.

designplan 

9 Trenton Avenue
Frenchtown, NJ 08825


www.designplan.com

Fax: (908) 996-7042

Totally concealed installation in just 0.49"

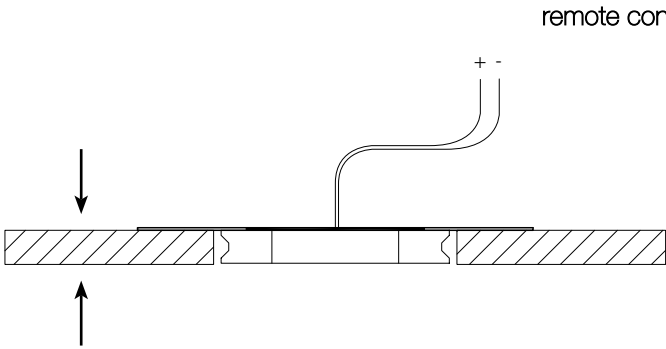
does not require brick formwork for installation

front inspection for maintenance purposes



1,000 lm
high lumen output

Minimum rear size

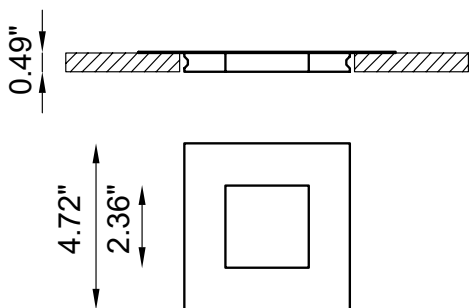


remote constant current driver

Slice is without mounting formwork and can be installed in a layer of drywall just 0.49" thick. Because it can be inspected from the front it does not need any inspection hatch.

0.49"
same thickness as drywall


Slice



CODE COMPOSITION

BU1921.AC.US 4 R 00 E 30 WD

TECHNICAL FEATURES

Code	BU1921.AC.US XX
Type	Downlight 90° 
Material	AC: AirCoral®
Weight	0.18 lbs
Mounting	Wall and ceiling recessed
IP rating	IP40
Control gear	Remote constant current driver (not included)
Cut out for plasterboard	5.12" x 5.12"
Lamp type	LED 350mA
Lamp wattage	8.5W
Luminous efficacy	120 lm/W
Light distribution	Diffuse
Light color	White 2700K, 3000K, 4000K
Light hole	2.36" x 2.36"
CRI	>90

