

SMALL IP54

BATHROOM

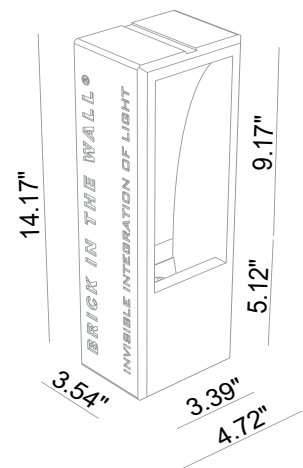
Small IP54 is a recessed wall mounted fixture made of CALCYT® plaster and the little brother of the original Normal for use in damp environments such as a spa or bathroom. It can be used as an uplight or downlight with a curved back to create a great indirect lighting experience.



TECHNICAL DATA

Wattage / Input	6.5W (350mA)
Power Supply	Remote, not included. See page 2.
Construction	Body: CALCYT® Plaster Lens: Tempered Glass
CCT	2200K, 2700K, 3000K
CRI	>90
Delivered Lumens	331 lm (3000K)
Efficacy	51 lm/W
Optics	Fixed
Finishes	CALCYT® Plaster - fully paintable
Fixture Dimensions	4.72" w x 14.17" h x 3.54" l
Cut-out Dimension	4.88" l x 14.37" h
Aperature	3.39" w x 9.17" h
Color Consistency	2-Step MacAdam
IP Rating	IP54

Wall Cut-Out: 4.88" l x 14.37" h
Fixture Dimensions



ORDERING INFORMATION

Example: 106 29 501. Accessories / Power Supplies ordered separately.

Model No.	Description
106 29 501 - 2200K	6.5W, 600 lm, IP54 Bathroom, Remote Driver
106 29 001 - 2700K	6.5W, 600 lm, IP54 Bathroom, Remote Driver
106 29 101 - 3000K	6.5W, 600 lm, IP54 Bathroom, Remote Driver

Job Name/Date:

Fixture Type Designation:

SMALL IP54

BATHROOM

SUGGESTED POWER SUPPLIES

350mA

Part Number	Description	Input/Output	# of Fixtures
PPLT00468	Phase Dim (120V only)	120VAC to 350mA, 14W, Class 2	1-1
PPLT00465-P	0-10V Dimming to 1.0%	120-277VAC to 350mA, 20W, Class 2	1-2
PPLT00263	Leading / Trailing Edge Dimming to 10% (120V only)	120-277VAC to 350mA, 32W, Class 2	1-1
PPLT00309-P	0-10V Dimming to 0.1%	120-277VAC to 350mA, 50W, Class 2	1-2
PPLT00538-P	0-10V Dimming to 0.1%	120-277VAC to 350mA, 100W, Class 2	1-8

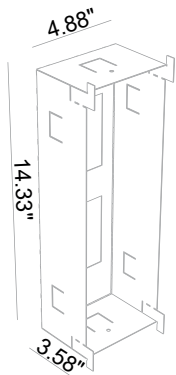
Suggested Lutron Compatible

Part Number	Option	Lutron SKU	Dim Range	Description	Input/Output	# of Fixtures
PPLT00271	LTEA2W	LTEA	100%-1%	Hi-Lume™ 1% 2-Wire LED Driver (120V forward phase only)	120VAC to 350mA, 13W, Class 2	1-1
PPLT00516	L3DAE / L3DA3W	L3DA	100%-1%	Hi-Lume™ 1% EcoSystem™ or 1% 3-Wire LED Driver	120-277VAC to 350mA, 13W, Class 2	1-1
PPLT00179	L3DAE / L3DA3W	L3DA	100%-1%	Hi-Lume™ 1% EcoSystem™ or 1% 3-Wire LED Driver	120-277VAC to 350mA, 19W, Class 2	2-2
PPLT00220	LTEA2W	LTEA	100%-1%	Hi-Lume™ 1% 2-Wire LED Driver (120V forward phase only)	120VAC to 350mA, 19W, Class 2	2-2

For other power supply options consult factory.

ACCESSORIES

Installation

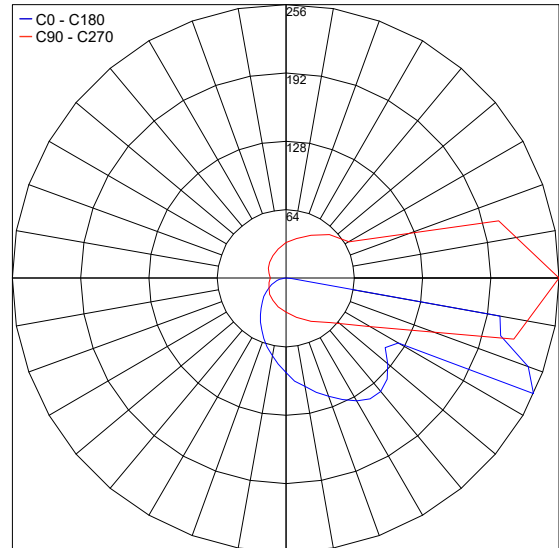


706 01 000
Outer Casing
Housing: perforated aluminum

PHOTOMETRIC DATA

Note all Photometry is 3000K

Maximum Candela = 255.7



Job Name/Date:

Fixture Type Designation: