

SMOOTHY 2.4

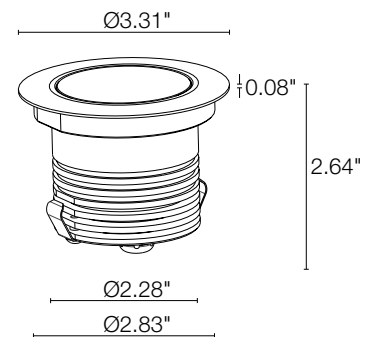
The Smoothy 2.4 is an adjustable walkover rated LED ingrade uplight for outdoor use with no visible screws. Can also be a downlight when used with the fixing springs accessory. Available in multiple wattages, CRI 80 or 90, RGB (7W only).
The Bright 2, Smoothy 2 and Litus 2 series all use the same LED.



TECHNICAL DATA

Wattage / Input	3.5W, 5W, 7W (24VDC); 7W (RGB, 700mA)
Power Supply	Remote, not included. See page 2.
Construction	Body: Anodized aluminium Trim: AISI 316L Stainless Steel Lens: Tempered, transparent (optics version); Sandblasted (diffuse version) extra-clear glass Cable Length: 4.9' standard
CCT	2700K, 3000K, 4000K, RGB (3500K available, consult factory)
CRI	CRI >80, CRI >90
Delivered Lumens	See Delivered Lumens Chart (White) 235 lm: (R) 92 lm, (G) 105 lm, (B) 38 lm
Efficacy	57 - 70 lm/W (5W), 53 - 66 lm/W (7W) (White), 34 lm/W (RGB)
Optics	9 Standard (White), 4 Standard (RGB)
Finishes	Stainless Steel, Custom RAL
Fixture Dimensions	Ø3.31" x 2.64" h
Cut-out Dimension	Ø2.95"
Fixture Weight	0.95 lbs
LED Source	1 High Intensity Power LED (White), 3 power LEDs (RGB)
Lumen Maintenance	L90, B10 >50,000hrs (Ta 25°C)
Color Consistency	3-Step MacAdam (White)
Operating Temp.	-4°F to +113°F
IP Rating	IP67
IK Rating	IK08

Fixture Dimensions



Delivered Lumens (3000K, 34°)	5W	7W
CRI 80	352 lm	463 lm
CRI 90	284 lm	374 lm

ORDERING INFORMATION

Example: SY24010FVI or SY24010FVI-1. Accessories / Power Supplies ordered separately.

Model #	Wattage	CRI	CCT	Optics (White)	Trim	Cable Length
SY24	00 - 3.5W	0 - CRI 80	F - 2700K	U - 5° (3.5W only) M - 34°	I - Stainless Steel	4.92' standard
	01 - 5W	1 - CRI 90	5 - 3000K	V - 8° L - 45°	C - Custom RAL	1 - 16.40'
	02 - 7W		9 - 4000K* *3.5W 4000K for CRI 80 only	T - 11° Q - 61° sharp S - 17° W - 13°x52° P - 21° sharp D - Diffuse	(consult factory for "C")	2 - 32.81' 3 - 49.21' 4 - 65.62'
Model #	Wattage	CRI	CCT	Optics (RGB)		
SY24	32 - 7W (RGB)		6 - RGB	S - 20° L - 45° M - 34° W - 21°x42°		

Job Name/Date:

Fixture Type Designation:

POWER SUPPLIES 24VDC

Part Number	Description	Input/Output	# of Fixtures		
			3.5W	5W	7W
PPLT00632	0-10V Dimming (Dim to Off)	120-277VAC to 24VDC, 12W, Class 2	1-2	1-1	1-1
PPLT00056	Non-Dim	120-277VAC to 24VDC, 26W, Class 2, IP66	1-5	1-4	1-2
PPLT00157	Non-Dim	120VAC to 24VDC, 60W, Class 2	1-13	1-9	1-6
PPLT00599	ELV / TRIAC & 0-10V Dimming (100 to 0%)	120-277VAC to 24VDC, 96W, Class 2	1-21	1-15	1-10
PPLT00158	Non-Dim	120VAC to 24VDC, 100W, Class 2	1-22	1-16	1-11
PPLT00543	0-10V Dimming to 15% (-40°C / -40°F cold weather start)	120-277VAC to 24VDC, 100W, Class 2	3-22	2-16	2-11

700mA - RGB

Part Number	Description	Input/Output	# of Fixtures 7W
PPLT00244-P	DMX / RDM (Must advise DMX addresses if not using RDM)	120-277VAC to 700mA, 50W, Class 2	1-5
PPLT00129-P	DMX / RDM (Field Addressable)	120-277VAC to 700mA, 100W, Class 2	1-9

For other power supply options consult factory.

ACCESSORIES Installation



WC4020
Outer Casing
For in-grade use

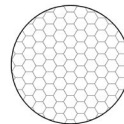


WG0502
Fixing spring
For ceiling use




WL0100
Suction cup fixture
removal tool

ACCESSORIES Anti-Glare



WH0203
Honeycomb Louvre
Not available for sharp, diffuse
and 16°x69° adjustable optics
on 5° and 8° optics on request



WE0701S
Anti-glare lens
Half transparent and
half serigraphed black
Not available for diffuse or
RGB optics

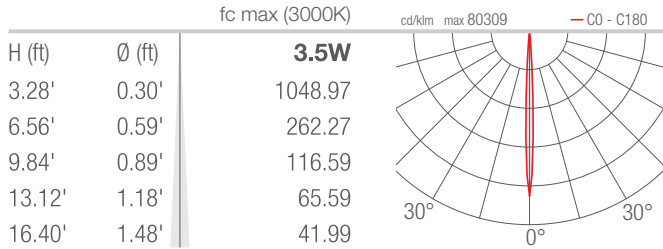
Job Name/Date:

Fixture Type Designation:

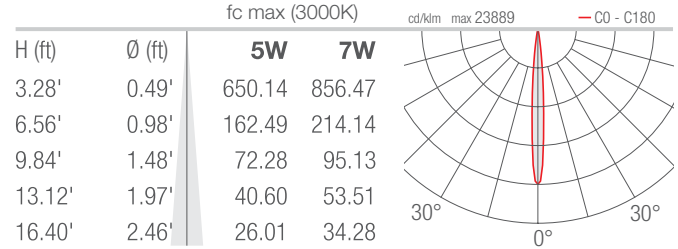
PHOTOMETRIC DATA

Note all photometry in 3000K, CRI 80

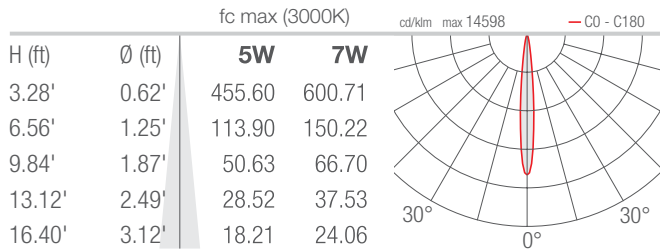
U - 5° CRI 80



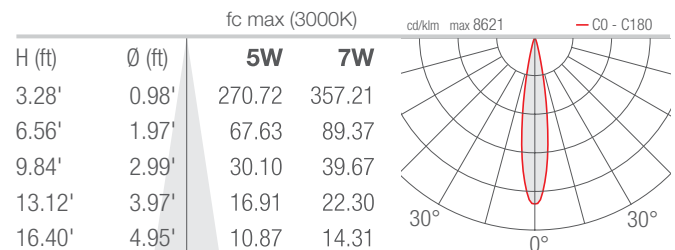
V - 8° CRI 80



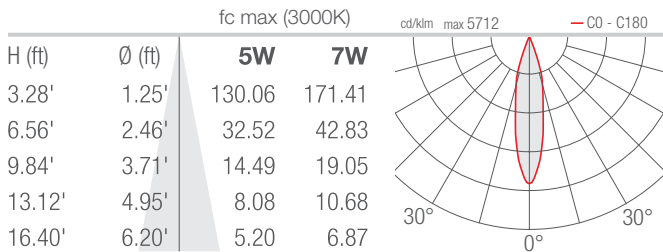
T - 11° CRI 80



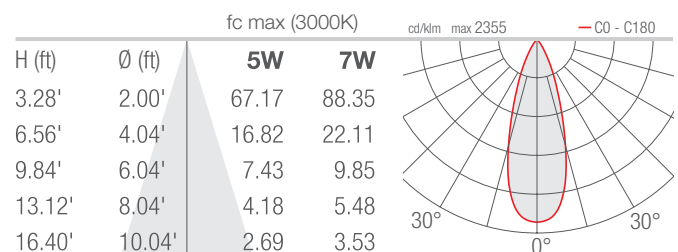
S - 17° CRI 80



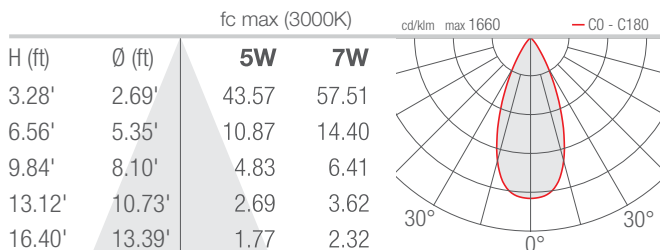
P - 21° sharp CRI 80



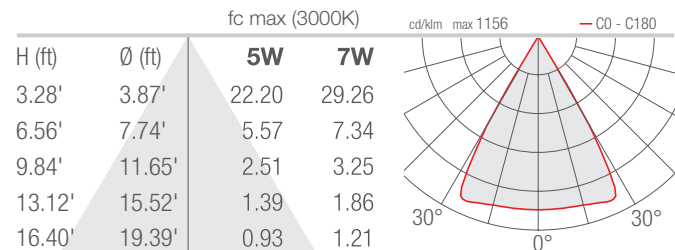
M - 34° CRI 80



L - 45° CRI 80



Q - 61° sharp CRI 80




Job Name/Date:

Fixture Type Designation:

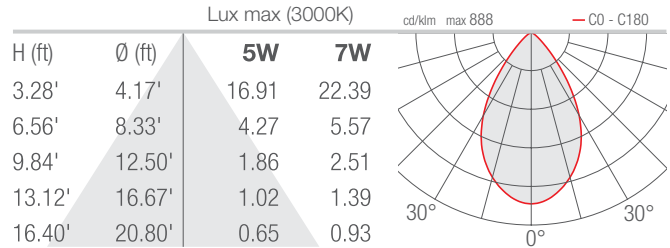
PHOTOMETRIC DATA

Note: All data in 3000K, CRI 80

W - 13°x52° CRI 80



D - Diffuse CRI 80 (Smoothy 2.4)



Job Name/Date:

Fixture Type Designation: