

# SMOOTHY 5.4

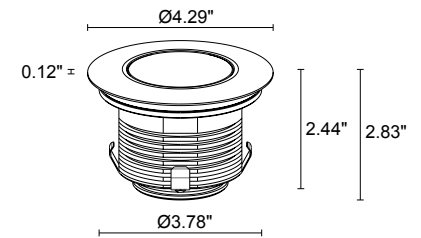
The Smoothy 5.4 is a walkover rated LED ingrade uplight for outdoor use with no visible screws. Can also be a downlight when used with the fixing springs accessory. 10W or 13W, CRI 80 or 90 available. **The Bright 3, Smoothy 5 and Litus 5 series all use the same LED.**



## TECHNICAL DATA

<b>Wattage / Input</b>	10W, 13W (24VDC)
<b>Power Supply</b>	Remote, not included. See page 2.
<b>Construction</b>	Body: Aluminum alloy EN AW 6082 Cable Length: 4.9' standard
<b>CCT</b>	2700K, 3000K, 4000K
<b>CRI</b>	CRI >80, CRI >90
<b>Delivered Lumens</b>	See Delivered Lumens Chart
<b>Efficacy</b>	65 - 80 lm/W (10W), 66 - 82 lm/W (13W)
<b>Optics</b>	7 Standard (see below)
<b>Finishes</b>	Stainless Steel, Custom RAL
<b>Fixture Dimensions</b>	Ø4.29" x 2.83" h
<b>Cut-out Dimension</b>	Ø3.94" (for ceiling application)
<b>Fixture Weight</b>	1.96 lbs
<b>LED Source</b>	1 High Power Density COB LED
<b>Lumen Maintenance</b>	L95,B10 >50,000hrs (Ta 25°C)
<b>Color Consistency</b>	2-Step MacAdam
<b>Operating Temp.</b>	-4°F to +113°F
<b>IP Rating</b>	IP67
<b>IK Rating</b>	IK08

Fixture Dimensions



<b>Delivered Lumens (3000K, 38°)</b>	10W	13W
<b>CRI 80</b>	800 lm	1065 lm
<b>CRI 90</b>	645 lm	860 lm

## ORDERING INFORMATION

Example: SY540FMI or SY540FMI-3. Accessories / Power Supplies ordered separately.

SY540						
Model No.	Wattage	CRI	CCT	Optics	Trim	Cable Length
SY540	0 - 10W 1 - 13W	0 - 80 CRI 1 - 90 CRI	F - 2700K 5 - 3000K 9 - 4000K	S - 16° M - 21° L - 38° P - 48° sharp K - 55° W - 16°x69° adj. D - Diffuse	I - Stainless Steel C - Custom RAL <i>(consult factory for "C")</i>	4.92' standard 1 - 16.40' 2 - 32.81' 3 - 49.21' 4 - 65.62'

Job Name/Date:

Fixture Type Designation:

## SUGGESTED POWER SUPPLIES 24VDC

Part Number	Description	Input/Output	# of Fixtures	
			10W	13W
<a href="#">PPLT00056</a>	Non-Dim	120-277VAC to 24VDC, 26W, Class 2, IP66	1-2	1-1
<a href="#">PPLT00157</a>	Non-Dim	120VAC to 24VDC, 60W, Class 2	1-4	1-3
<a href="#">PPLT00599</a>	ELV / TRIAC & 0-10V Dimming (100 to 0%)	120-277VAC to 24VDC, 96W, Class 2	1-7	1-5
<a href="#">PPLT00158</a>	Non-Dim	120VAC to 24VDC, 100W, Class 2	1-8	1-6
<a href="#">PPLT00543</a>	0-10V Dimming to 15% (-40°C / -40°F cold weather start)	120-277VAC to 24VDC, 100W, Class 2	1-8	1-6

For other power supply options consult factory.

## ACCESSORIES Installation



**WC4050**  
Outer Casing  
For in-grade use



**WG0505**  
Fixing spring  
For ceiling use

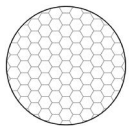


**WL0500**  
Suction cup fixture  
removal tool




**WE0201**  
Magnet for adjustable optics

## ACCESSORIES Anti-Glare



**WH0206**  
Honeycomb Louvre  
Not available for sharp, diffuse,  
and 16°x69° optics



**WE0702S**  
Anti-glare lens, half transparent and  
half serigraphed black  
Not available for diffuse optics

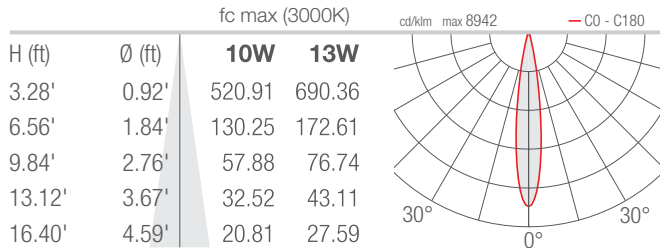
Job Name/Date:

Fixture Type Designation:


## PHOTOMETRIC DATA

Note: All photometry is 3000K, CRI 80

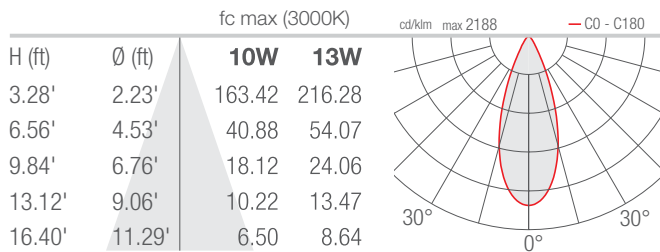
### S - 16° CRI 80




### M - 21° CRI 80




### L - 38° CRI 80




### P - 48° sharp CRI 80



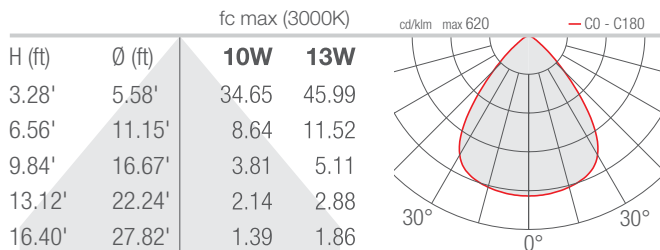
### K - 55° CRI 80



### W - 16°x69° adjustable CRI 80



### D - Diffuse CRI 80



Job Name/Date:

Fixture Type Designation: