



design: R&D

TOWER

LAM32
IDEASBECOMINGLIGHT

Luminaire designed for floor installation, suitable for LED. It is composed of a body with a fixing base in stainless steel sheet, internal component holder plate in aluminum. The painted versions are in polyester powder coated to ensure durability over time and maximum resistance against atmospheric agents. All the components of this series can be also manufactured on request in AISI 316L stainless steel, with satin finish, processed with a specific and additional "Anti-Touch" treatment to ensure cleanness over time. The specific diffuser in extra-clear laminated glass with a PVB film is integral to the body through a special glue-sealant used in shipbuilding. The protection degree IP66 is guaranteed by a special waterproof cable gland system. Luminaire's installation is allowed thanks to screws for direct fixing to the floor or appropriate flush fixing counter-plate in steel sheet with anchor bolts for concrete planting. It is equipped with a 3.28' long neoprene cable for connection to the supply line. The connection is completed through appropriate waterproof connection systems to be ordered separately.



designplan™ 

79 Trenton Avenue
Frenchtown, NJ 08825

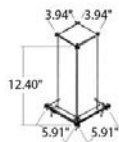
www.designplan.com

Tel: (908) 996-7710
Fax: (908) 996-7042

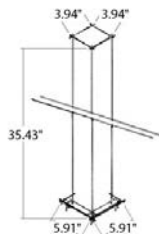
TOWER



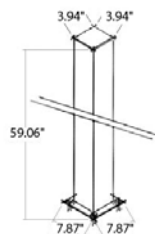
TECHNICAL DRAWING



3.94" x 3.94" x H12.40"



3.94" x 3.94" x H35.43"





3.94" x 3.94" x H59.06"

TOWER

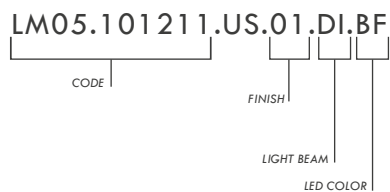
model	code	lamp	lumens	
			3000K	4000K
TOWER 1	LM05.101211.US	LED 4W	645	690
TOWER 1 BI	LM05.101214.US	LED 2x4W	1290	1380
TOWER 2	LM05.101212.US	LED 12W	1935	2070
TOWER 2 BI	LM05.101215.US	LED 2x12W	3870	4140
TOWER 3	LM05.101213.US	LED 20W	3225	3450
TOWER 3 BI	LM05.101216.US	LED 2x20W	6450	6900

ACCESSORIES

ANCHOR PLATE

	model	code	size
	TOWER 1-2	LM20.100367.US	5.91" x 5.91" x H5.12"
	TOWER 3	LM20.100368.US	7.87" x 7.87" x H9.84"


EXAMPLE OF CODE COMPOSITION



Electronic driver 24VDC 50-60Hz
Connection systems to be ordered as accessories.

Light beam	
.DI	diffused
LED Color	
.BP	3000K
.BF	4000K

FINISH

color	code	color	code	color	code
	.01 / painted white		.02 / painted black		.03 / painted gray
	.04 / painted cor-ten		.11 / painted anthracite		

