



design: R&D

TUBE PRO

LAM32
IDEASBECOMINGLIGHT

Luminaire designed for ceiling installation. Suitable for power LED or COB sources, its body is made of Anticorodal aluminum alloy, submitted to anodizing treatment and polyester powder coated to ensure durability over time and maximum resistance against atmospheric agents. Closing screen in extra-clear screen-printed and tempered glass is integral to the body through a special glue sealant used in shipbuilding. The protection degree IP66 is ensured by appropriate waterproof cable gland system. PMMA precision optics and black antiglare ring completes the luminaire. LED drivers allow their connection to 24VDC power supply line. To be completed with appropriate waterproof connection systems to be ordered separately.



designplan™ 

79 Trenton Avenue
Frenchtown, NJ 08825

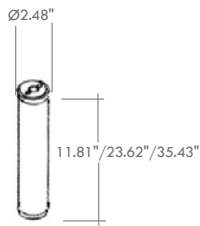
www.designplan.com

Tel: (908) 996-7710
Fax: (908) 996-7042

TUBE PRO

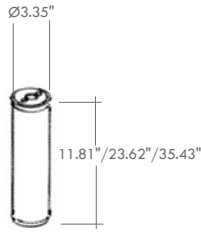


TECHNICAL DRAWING



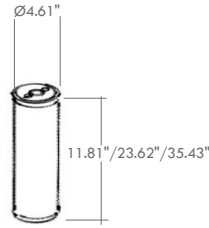
Ø2.48" x H11.81"/23.62"/35.43"

TUBE PRO 1



Ø3.35" x H11.81"/23.62"/35.43"

TUBE PRO 2



Ø4.61" x H11.81"/23.62"/35.43"

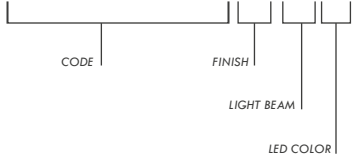
TUBE PRO 3

model	code	lamp	lumens		
			2700K	3000K	4000K
Tube 1 300	LM03.104250.US	LED COB 6.3W	638	672	705
Tube 1 600	LM03.104251.US	LED COB 6.3W	638	672	705
Tube 1 900	LM03.104252.US	LED COB 6.3W	638	672	705
Tube 2 300	LM03.104253.US	LED COB 12.2W	1994	2066	2127
Tube 2 600	LM03.104254.US	LED COB 12.2W	1994	2066	2127
Tube 2 900	LM03.104255.US	LED COB 12.2W	1994	2066	2127
Tube 3 300	LM03.104256.US	LED COB 19W	2637	2802	2885
Tube 3 600	LM03.104257.US	LED COB 19W	2637	2802	2885
Tube 3 900	LM03.104258.US	LED COB 19W	2637	2802	2885

EXAMPLE OF CODE COMPOSITION

Electronic driver 50-60Hz. Connection systems to be ordered as accessories.

LM03.104250.US.01.10.BF



Light beam

.SP beam 12°

.MD beam 25°

.FL* beam 40°

.HE** ⇐ horizontal elliptical

Optics



LED Color

.BC 2700K

.BP 3000K

.BF 4000K

*Available only for Tube Pro 2 and Tube Pro 3

**Available only for Tube Pro 1

FINISH

color	code	color	code	color	code
	.01 / painted white		.02 / painted black		.03 / painted gray
	.04 / painted cor-ten		.11 / painted anthracite		

