

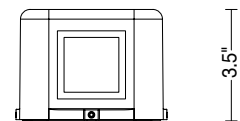
KUBS Wall is a wall-mounted, cube luminaire with a harmonious compact design suitable for outdoor installation. It is available in single- or double-beam light emission, with spot or flood optics and 3 standard finishes. Also available as a bollard.



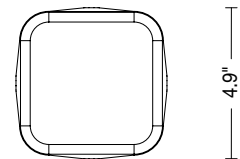
TECHNICAL DATA

LED Wattage / Total	3W Single, 6W Single, 6W Double
Power Supply	Integral 120VAC
Dimming	Consult factory for dimmable options
Construction	Body: Die-cast aluminum EN47100 Lens: Extra clear PMMA
CCT	3000K (other colors on request)
BUG Rating	B0-U0-G0 (3W - single spot or single flood) B0-U2-G0 (6W - double spot) B0-U3-G0 (6W - double flood)
CRI	>90
Delivered Lumens	15 lm (10° single spot) 128 lm (45° single flood)
Efficacy	5 lm/W (single spot) 21.3 lm/W (single flood)
Optics	10°, 45°
Finishes	3 Standard, See Below
Fixture Dimensions	4.9" square x 3.5" h
Lumen Maintenance	L70 >50,000 hrs (Ta 40°C)
Color Consistency	3-Step MacAdam
IP Rating	IP65
Impact Resistance	IK08

Fixture Dimensions



4.9"



4.9"



ORDERING INFORMATION

Example: LNKU30PARSHBAZV.US. Accessories / Power Supplies ordered separately.

Model No.	Optics	CCT	Version	Finish	US
LNKU30PAR (3W - Single)	S - Single Spot 10° F - Single Flood 45°	H - 3000K	BAZ - 3W version	L - Graphite V - Oxide H - Gray	US
LNKU30PAR (6W - Double)	1 - Double Spot 10° 3 - Double Flood 45° 6 - Double Spot 10° / Flood 45°	H - 3000K	BAZ - 6W version		
LNKU31PAR (6W - Double)	S - Single Spot 10° F - Single Flood 45°	H - 3000K	BDZ - 6W version		

Job Name/Date:

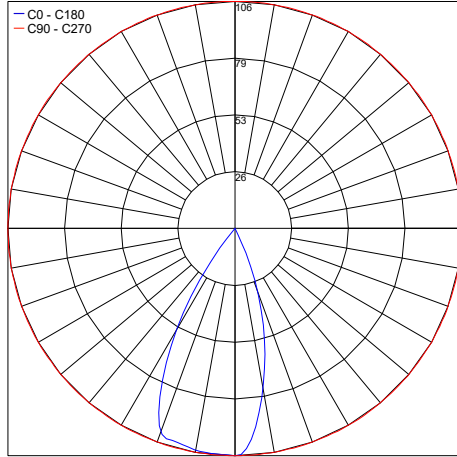
Fixture Type Designation:

PHOTOMETRIC DATA

Note: All photometric data is 3000K

3W - Single Spot 10°

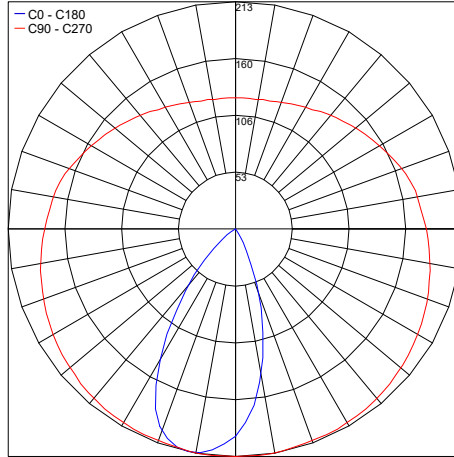
Maximum Candela = 105.9



PHOTOMETRIC FILENAME : KU30XXXSHB10X 3W SINGLE SPOT LS4X1.LDT

3W - Single Flood 45°

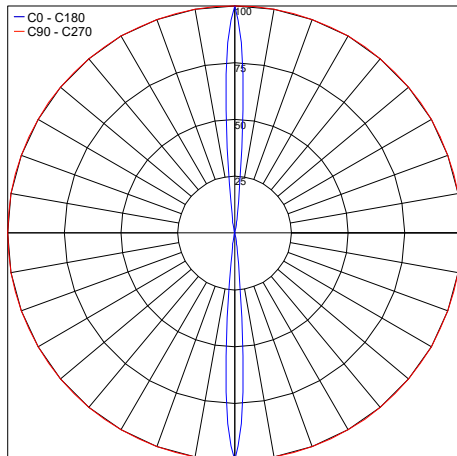
Maximum Candela = 212.8



PHOTOMETRIC FILENAME : KU30XXXFB10X 3W SINGLE FLOOD LL4X1.LDT

6W - Double Spot 10°

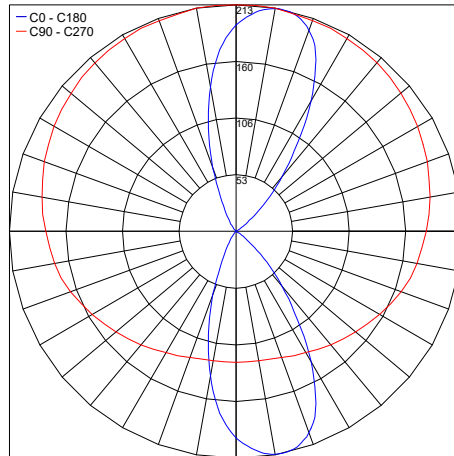
Maximum Candela = 100



PHOTOMETRIC FILENAME : KU31XXX1HB10X 6W DOUBLE SPOT LS4X2.IES

6W - Double Flood 45°

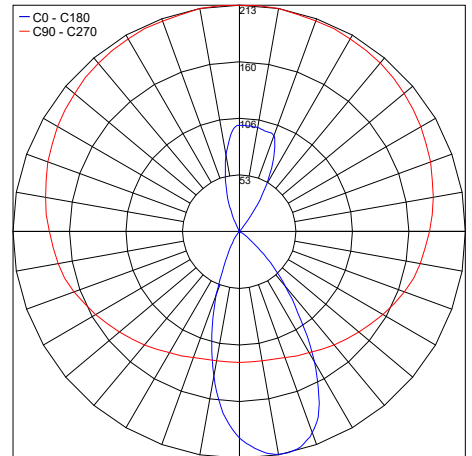
Maximum Candela = 212.8



PHOTOMETRIC FILENAME : KU31XXX3HB10X 6W DOUBLE FLOOD LL4X2.IES

6W - Double Spot / Flood

Maximum Candela = 212.8



PHOTOMETRIC FILENAME : KU31XXX6HB10X 6W DOUBLE SPOT FLOOD LMA4X2.IES

Job Name/Date:

Fixture Type Designation: