

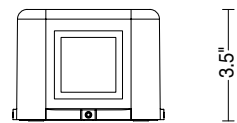
KUBS Wall is a wall-mounted, cube luminaire with a harmonious compact design suitable for outdoor installation. It is available in single- or double-beam light emission, with spot or flood optics and 3 standard finishes. Also available as a bollard.



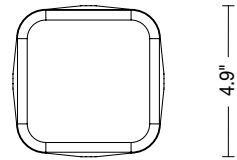
TECHNICAL DATA

| | |
|----------------------------|--|
| LED Wattage / Total | 3W Single, 6W Single, 6W Double |
| Power Supply | Integral 120VAC |
| Dimming | Consult Factory for Dimmable Options |
| Construction | Body: Die-cast Aluminum EN47100 Lens: Extra Clear PMMA |
| CCT | 2700K, 3000K |
| BUG Rating | B0-U0-G0 (3W - single spot or single flood) B0-U2-G0 (6W - double spot) B0-U3-G0 (6W - double flood) |
| CRI | >90 |
| Delivered Lumens | 15 lm (10° single spot) 128 lm (45° single flood) |
| Efficacy | 5 lm/W (single spot) 21.3 lm/W (single flood) |
| Optics | 10°, 45° |
| Finishes | 3 Standard, See Below |
| Fixture Dimensions | 4.9" sq. x 3.5" h |
| Lumen Maintenance | L80, B15 >60,000hrs (Ta 40°C) |
| Color Consistency | 3-Step MacAdam |
| IP Rating | IP65 |
| Impact Resistance | IK08 |

Fixture Dimensions



4.9"



4.9"



ORDERING INFORMATION

Example: LNKU30PARSHBAZV.US. Accessories / Power Supplies ordered separately.

| Model No. | Optics | CCT | Version | Finish | US |
|-------------------------|--|------------------------|------------------|---------------------------------------|----|
| LNKU30PAR (3W - Single) | S - Single Spot 10° F - Single Flood 45° | Y - 2700K H - 3000K | BAZ - 3W version | L - Graphite V - Oxide H - Gray | US |
| LNKU30PAR (6W - Double) | 1 - Double Spot 10° 3 - Double Flood 45° 6 - Double Spot 10° / Flood 45° | Y - 2700K H - 3000K | BAZ - 6W version | | |
| LNKU31PAR (6W - Double) | S - Single Spot 10° F - Single Flood 45° | Y - 2700K H - 3000K | BDZ - 6W version | | |

Job Name/Date:

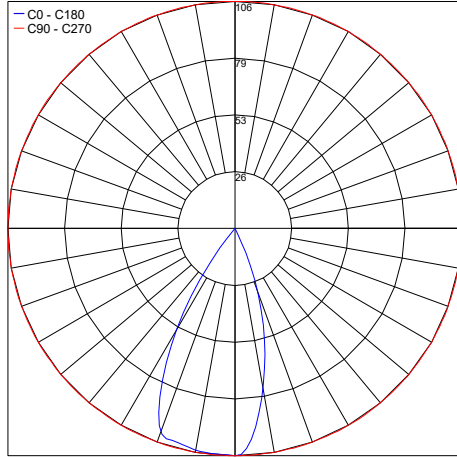
Fixture Type Designation:

PHOTOMETRIC DATA

Note: All photometric data is 3000K

3W - Single Spot 10°

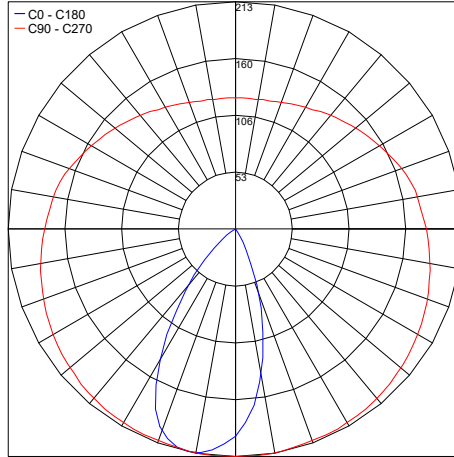
Maximum Candela = 105.9



PHOTOMETRIC FILENAME : KU30XXXSHB10X 3W SINGLE SPOT LS4X1.LDT

3W - Single Flood 45°

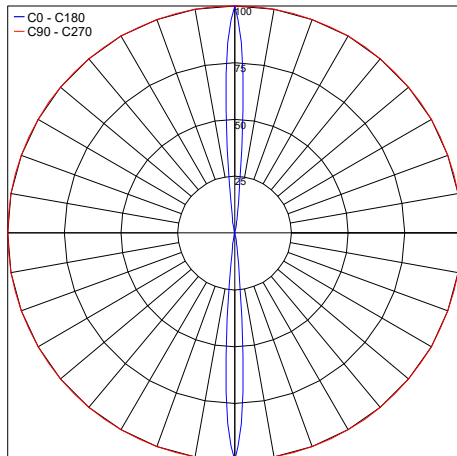
Maximum Candela = 212.8



PHOTOMETRIC FILENAME : KU30XXXFHB10X 3W SINGLE FLOOD LL4X1.LDT

6W - Double Spot 10°

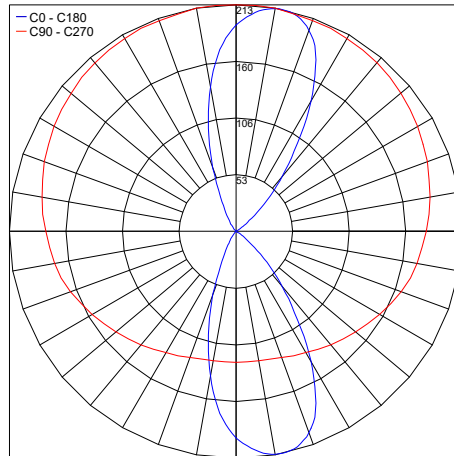
Maximum Candela = 100



PHOTOMETRIC FILENAME : KU31XXX1HB10X 6W DOUBLE SPOT LS4X2.IES

6W - Double Flood 45°

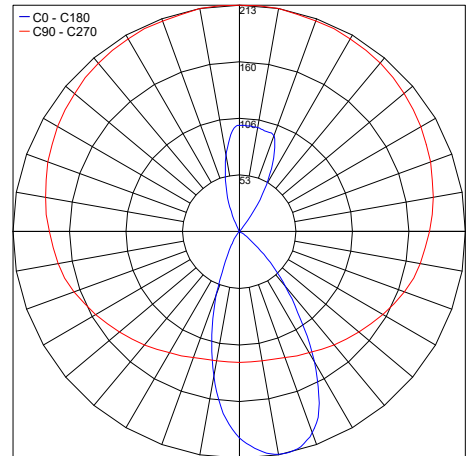
Maximum Candela = 212.8



PHOTOMETRIC FILENAME : KU31XXX3HB10X 6W DOUBLE FLOOD LL4X2.IES

6W - Double Spot / Flood

Maximum Candela = 212.8



PHOTOMETRIC FILENAME : KU31XXX6HB10X 6W DOUBLE SPOT FLOOD LMA4X2.IES

Job Name/Date:

Fixture Type Designation: