


D550+CR is a recessed, adjustable downlight with a minimalist look and Tru-Colour® 98 CRI and a 7 year warranty. They are suitable for indoor installation including bathrooms and spas, and designed to be low glare, with recessed lenses, low glare coatings and various fascia and filters that can be added.



Fixture Dimensions and Add-ons
See page 2

TECHNICAL DATA

Wattage / Input	5.7W (200mA)
Power Supply	Remote, not included. See page 2.
Construction	Body: Aluminum Cable Length: 4.92"
CCT	3000K, 4000K (2700K, 5000K on request)
CRI	98 (Tru-Colour®)
Delivered Lumens	550 lm (3000K)
Efficacy	73 lm/W (3000K)
Optics	36°
Finishes	Black, White
Lumen Maintenance	70,000hrs L70, B10 (Ta 25°C)
Operating Temp.	-22 to 158°F
Color Consistency	2-Step MacAdam
Fixture Dimensions	Ø2.5" x 2.4"
Cut-out Dimension	Ø2.52"
Aperature	Ø1.2"
Gimbal Angle	17° Universal
IP Rating	IP44
Warranty	7 years



Tru-Colour® lights score a 98 on the color rendering index (CRI) which is the top rating for high CRI LEDs. Tru-Colour LEDs contain about a billion colours, which is more than any other white LED on the market. All these colors in one small LED means that you see colors as they really are. Tru-Colour has TM-30 color fidelity and the purest red on the market - Rf CES07 (R9 on the old CRI scale).

ORDERING INFORMATION

Example: D550+-CR-3K-36-B-0-10V.US. Accessories / Power Supplies ordered separately.

D550+	-	CR	-		-	36	-		-	0-10V	-	.US
Model No.		CCT		Optics		Finish		Power				
D550+		CR - Curve		36 - 36°		B - Black W - White		0-10V - 0-10V				.US
		2.7K - 2700K (special order)										
		3K - 3000K										
		4K - 4000K										
		5K - 5000K (special order)										

Job Name/Date:

Fixture Type Designation:

SUGGESTED POWER SUPPLIES

200mA

Part Number	Description	Input/Output	# of Fixtures
PPLT00308-P	0-10V Dimming to 0.1%	120-277VAC to 200mA, 30W, Class 2	1-1
PPLT00467-P	0-10V Dimming to 1.0%	120-277VAC to 200mA, 50W, Class 2	1-1

For other power supply options consult factory.

ACCESSORIES

Fascias



Capsule

COM-CAP-FAS+__-80

B - Black
S - Silver
W - White
C - Copper
CG - Champagne
GM - Gunmetal



Heavyweight

COM-HWT-FAS+__-80

B - Black
S - Silver
W - White
C - Copper
CG - Champagne
GM - Gunmetal



Flatline

COM-FLT-FAS+__-80

B - Black
S - Silver
W - White
C - Copper
CG - Champagne
GM - Gunmetal



Fineline

COM-FNL-FAS+__-80

B - Black
S - Silver
W - White
C - Copper
CG - Champagne
GM - Gunmetal



Portal

COM-POR-FAS+__-80

B - Black
S - Silver
W - White
C - Copper
CG - Champagne
GM - Gunmetal

Colors



Black



Silver



White



Copper



Champagne



Gunmetal

Filters



Filter-Amber

COM-CR-FIL-A-72



Filter-Blue

COM-CR-FIL-B-72



Filter-Diffused

COM-CR-FIL-DIF-89



Filter-Green

COM-CR-FIL-G-72



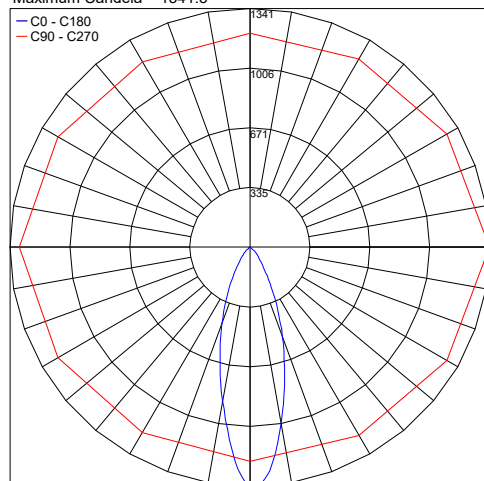
Filter-Honeycomb

COM-CR-FIL-HC-84

PHOTOMETRIC DATA

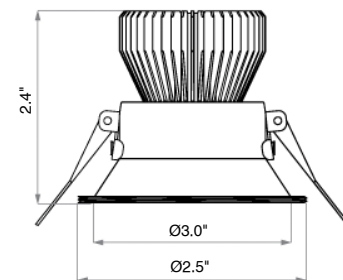
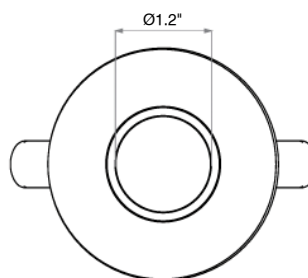
Note all Photometry is 3000K

Maximum Candela = 1341.3



PHOTOMETRIC FILENAME : D550+CR-3K-36_IES.IES

FIXTURE DIMENSIONS



Job Name/Date:

Fixture Type Designation: