

# Centaur C1.0 - C1.S

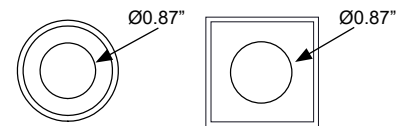
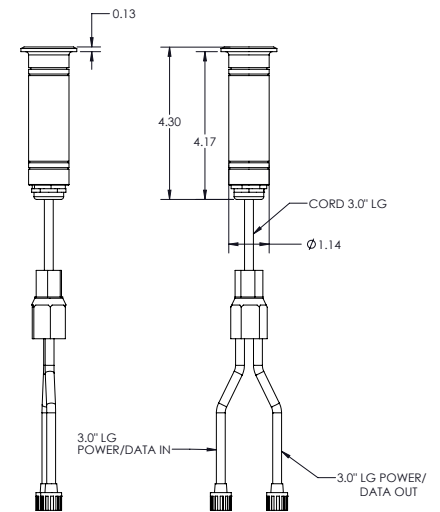
The Centaur C1.0 is a 1.5" diameter round in-grade uplight made of stainless steel that is suitable for power washing and is driveover rated up to 11,000 lbs. It is available in RGBW or RGBA (A for Amber). Field addressable. Also available in a square version (C1.S).



## TECHNICAL DATA

<b>Wattage / Input</b>	4W (24VDC)
<b>Power Supply</b>	Remote, not included. See page 2.
<b>Construction</b>	Body and Trim: Stainless Steel 316 Alloy Lens: 0.4" Clear Tempered Glass Lens Frame: Threaded Bottlecap
<b>CCT</b>	RGBW or RGBA (Amber in 2000K)
<b>CRI</b>	>80
<b>BUG Rating</b>	B0-U3-G0 - All Channels B0-U2-G0 - Red B0-U2-G0 - Green B0-U1-G0 - Blue B0-U2-G0 - White
<b>Delivered Lumens</b>	RGBW: 62 lm R: 12 lm, G: 30 lm, B: 9 lm, W: 22 lm
<b>Efficacy</b>	31 lm/W
<b>Optics</b>	30° standard
<b>Finishes</b>	Stainless Steel 316 Alloy
<b>Fixture Dimensions</b>	Ø1.5" x 4.3" h
<b>LED Source</b>	RGBW or RGBA LED
<b>IP Rating</b>	IP68, IP69K
<b>Driveover Rated</b>	11,000 lbs

### Fixture Dimensions



**C1.0**  
Round Version

**C1.S**  
Square Version  
1.5" x 1.5"

## ORDERING INFORMATION

*Example: C1.0-L-1-4-SS-1-X-T-00.*

		4	SS		X	T	00
--	--	---	----	--	---	---	----

Model #	CCT / Wattage	Body	Finish	Optics	Driver	Lens	Options
C1.0-L (Round)	1 - 4W, RGBW	4 - Recessed box with conduit entries	SS - Stainless Steel	0 - None	X - Remote	T - Clear Tempered	00 - None
C1.S-L (Square)	2 - 4W, RGBA <i>NOTE: A stands for Amber (2000K)</i>			1 - 30°	<i>See p. 2 to specify</i> RDM DMX Decoder integrate into fixture housing. Fixture required an RDM controller to address and control RGBW colors (provided by others)		

Job Name/Date:

Fixture Type Designation:

## SUGGESTED POWER SUPPLIES

24VDC

Part Number	Description	Input/Output	# of Fixtures
<a href="#">PPLT00128</a>	Non-Dim	120VAC to 24VDC, 6W, Class 2, IP65	1-2
<a href="#">PPLT00155</a>	Non-Dim	120VAC to 24VDC, 30W, Class 2	1-12
<a href="#">PPLT00157</a>	Non-Dim	120VAC to 24VDC, 60W, Class 2	1-24

For other power supply options consult factory.

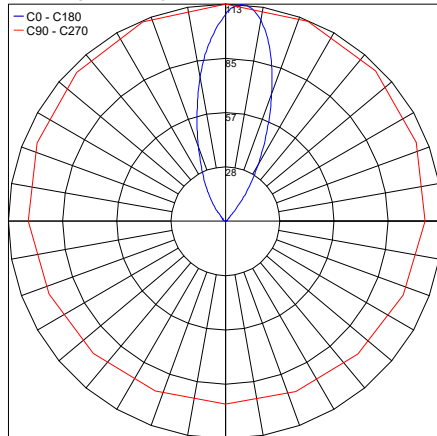
## ACCESSORIES

### C1.0-OH

Outer Casing

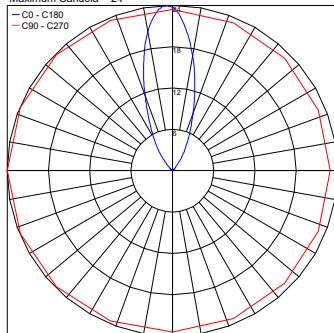
## PHOTOMETRIC DATA

Maximum Candela = 113



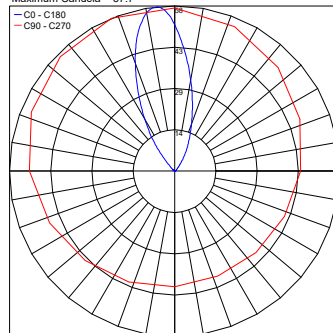
PHOTOMETRIC FILENAME : C1.0-L-2 - ALL CHANNELS (LLIA001934-005A).IES

Maximum Candela = 24



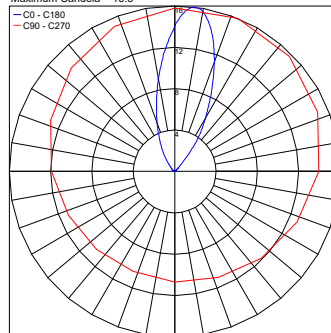
PHOTOMETRIC FILENAME : C1.0-L-2 - RED (LLIA001934-001A).IES

Maximum Candela = 57.7



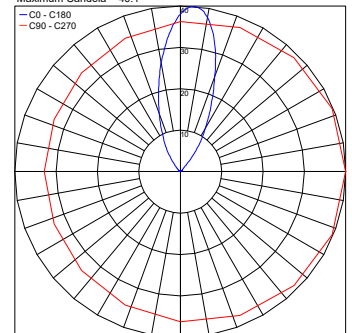
PHOTOMETRIC FILENAME : C1.0-L-2 - GREEN (LLIA001934-002A).IES

Maximum Candela = 16.3



PHOTOMETRIC FILENAME : C1.0-L-2 - BLUE (LLIA001934-003A).IES

Maximum Candela = 40.1



PHOTOMETRIC FILENAME : C1.0-L-2 - 3000K WHITE (LLIA001934-004A).IES

Job Name/Date:

Fixture Type Designation: