

RING MINI

The Ring Mini is an outdoor floodlight suitable for installation on a façade or wall, with 355° swivel base and horizontal adjustment of +90° / -40°. It comes in 3 standard finishes and 3 optics options.

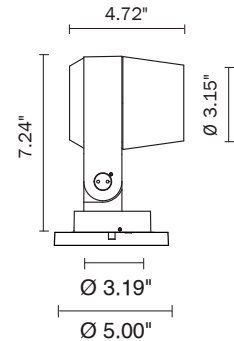


Base Plate Included with Fixture

TECHNICAL DATA

| | |
|---------------------------|--|
| Wattage / Input | 10W (120VAC) |
| Power Supply | Integral |
| Construction | Body: Die-Cast Copper-Free Aluminum Screws: Stainless Steel Lens: Tempered, Safety Glass |
| CCT | 3000K, 4000K |
| CRI | >80 |
| BUG Rating | B1-U0-G0 |
| Delivered Lumens | 1060 lm (3000K, 35°) |
| Efficacy | 106 lm/W (3000K, 35°) |
| Optics | 3 Standard (see below) |
| Finishes | 3 Standard, Custom RAL (see below) |
| Fixture Dimensions | Ø3.15" x 4.72" w x 7.24" h |
| Fixture Weight | 3.31 lbs |
| LED Source | 1 COB CREE "CXB 1310" LED |
| IP Rating | IP66 |
| Impact Rating | IK08 |

Fixture Dimensions



ORDERING INFORMATION

Example: 101401P-30K-35-TG. Accessories ordered separately.

| 101401P | - | | - | | - | |
|-----------|----------------------------|----------------------------------|---|--|---|--|
| Model No. | CCT | Optics | Finish | | | |
| 101401P | 30K - 3000K 40K - 4000K | 14 - 14° 35 - 35° 55 - 55° | TG - Textured Grey (RAL 9006) AG - Anthracite Grey (RAL 7016) MB - Matte Black (on request) | | | |

Job Name/Date:

Fixture Type Designation:

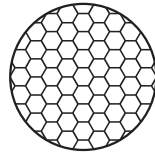
ACCESSORIES

Installation



AC044
Ground Spike

Anti-Glare



AC048
Honeycomb Louvrer



AC038
Tree Strap
for Ring Series



AC045
Anti-glare visor

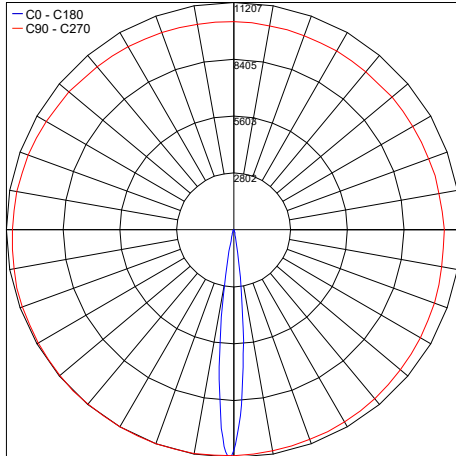
ACCESSORIES - Optional



AC085
Pole Plate

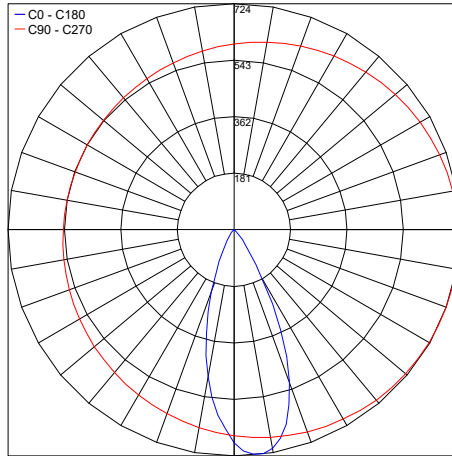
PHOTOMETRIC DATA

Maximum Candela = 11206.8



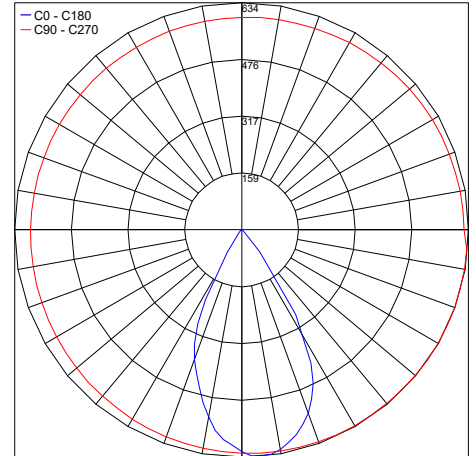
14°

Maximum Candela = 723.8



35°

Maximum Candela = 634.1



55°

Job Name/Date:

Fixture Type Designation: