

W200 Curve LED wall light

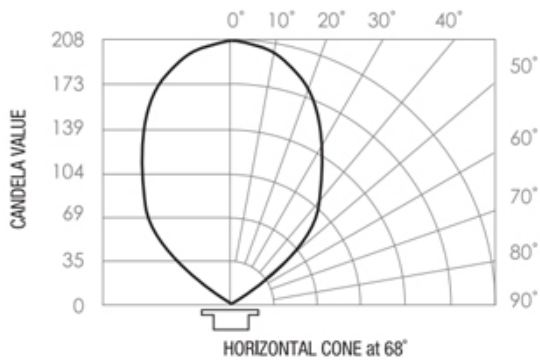


Product codes

Unit: W200	Series: CR	Colour temp.: 3K	Beam angle (°): 90.75	Colour: S (Silver) W (White)
----------------------	----------------------	----------------------------	---------------------------------	---

Photometrics

Standard Products



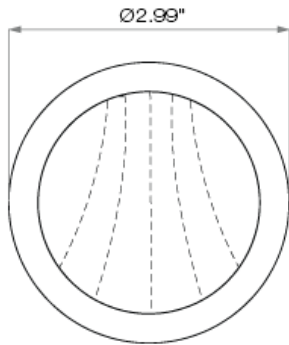
Source lumen output: 310 lm
Delivered lumen: 200 lm
Efficacy: 40 lm/W
Colour temp.: 3000K
Beam angle: 90/75°
CRI: 97
Standard Deviation of color matching (SDCM): 0-MacAdams Steps

designplan[®]

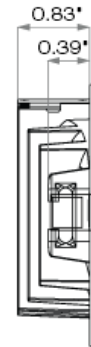
brightgreen[®]

Dimensions (in)

Front view



Side view



Electrical

Power usage: 5W	Driver power factor: 0.93	IP rating: IP43	Surge protection: 3100V
AC Cable length: 4.92'	Dimmable: Yes		DC Cable Length: 0.98'

Operational

Operating temp.: -22 to 185°F	Average temp.: 132.8°F	Ambient temp.: -18.4 to 149°F	Lifetime L70, B10: 70,000 hrs (@TA25)	Thermal rating: IC-4
Source Lumens: 310 lm	SDCM: 2-MacAdam Steps			

Physical

Weight: 0.71 lbs	Gimbal angle: N/A	Warranty: 7 years	Version: 1.5
----------------------------	-----------------------------	-----------------------------	------------------------

Compatibility

Recommended Dimmers:
Compatible with leading home automation systems and dimmers.
Recommended Dimmers:
Universal, Trailing Edge, Leading Edge.