


MIN / MAX - TRIANGOLO 2 IP68



datasheet

SUITABLE FOR USE IN FOUNTAINS or POOLS


MIN / MAX Triangolo 2 are triangular, IP68-rated LED luminaires for flush installation in fountains or swimming pools, both indoors or outdoors - submersible to 1 m (3.28'). Triangolo is available in 2 different shapes - each in 5 sizes with sandblasted or antislip glass. Pressure switch on request. Can be ordered in aluminum IP67 version for in-grade non-fountain use.



Fixture Dimensions - See page 2

TECHNICAL DATA

Wattage / Input	9.6W, 27W, 40W, 54W, 67W (24VDC)
Power Supply	Remote, not included. See page 2.
Construction	Body: Stainless Steel Lens: Extra Clear Tempered Glass Cable Length: 1.64'
CCT	2700K, 3000K, 4000K (RGBW or Tunable White on request)
BUG Rating	B0-U0-G0
Delivered Lumens	800-5600 lm (3000K)
Efficacy	83-92 lm/W (3000K)
Optics	Diffuse
Finishes	Sandblasted or Antislip Glass
Fixture Dimensions <i>(all are 1.6" h)</i>	9.8" x 9.8" x 15.9" (T6) 19.7" x 19.7" x 31.9" (T7) 29.5" x 29.5" x 47.3" (T8) 39.4" x 39.4" x 63.8" (T9) 49.2" x 49.2" x 79.7" (T10)
Color Consistency	3-Step MacAdam
IP Rating	IP68 - Submersible to 5 m (16.4')
Impact Resistance	IK10
Driveover Capacity	Up to 11,000 lbs



ORDERING INFORMATION

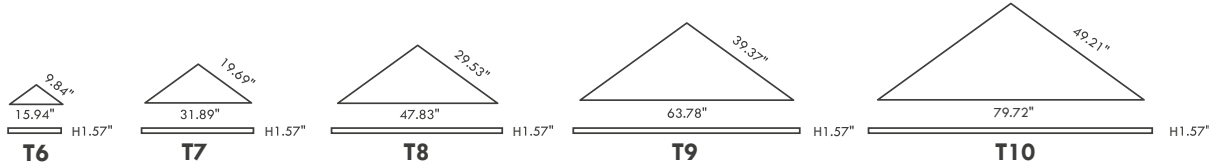
Example: LM07.103857.US.A1.DI.BP. Accessories / Power Supplies ordered separately.

<input type="text"/>	<input type="text"/>	<input type="text" value="DI"/>	<input type="text"/>
Model No.	Finish	Optic	CCT
LM07.103856.US (T6 - 9.6W)	60 - Sandblasted	DI - Diffuse	BC - 2700K
LM07.103857.US (T7 - 27W)	A1 - Antislip		BP - 3000K
LM07.103858.US (T8 - 40W)			BF - 4000K
LM07.103914.US (T9 - 54W)			
LM07.103915.US (T10 - 67W)			

Job Name/Date:

Fixture Type Designation:

FIXTURE DIMENSIONS



SUGGESTED POWER SUPPLIES

24VDC - FOR USE WITH FOUNTAIN / WATER FEATURES

Part Number	Description	Input/Output	# of Fixtures				
			T6	T7	T8	T9	T10
FPV-100000024	Non-Dim	120-277VAC to 24VDC, 100W, Class 2, NEMA 4	1-8	1-2	1-2	1-1	1-1
FPV-100100024	0-10V Dimming to 1.0%	120-277VAC to 24VDC, 100W, Class 2, NEMA 4	1-8	1-2	1-2	1-1	1-1

For other power supply options consult factory.

ACCESSORIES - Installation



H 3.94"



- LM20.103984** (T6 - 10.2" x 16.3" x 3.9" h)
 - LM20.103985** (T7 - 20.0" x 32.2" x 3.9" h)
 - LM20.103986** (T8 - 29.8" x 48.1" x 3.9" h)
 - LM20.103987** (T9 - 39.7" x 64.1" x 3.9" h)
 - LM20.103988** (T10 - 49.5" x 80.0" x 3.9" h)
- IP68 Housing

- LM20.104765**
Light Source Extraction Tool Kit
(For T1, T2, T6, T7)

- LM20.104812**
Light Source Extraction Tool Kit
(For T3, T4, T5, T8, T9, T10)

Job Name/Date:

Fixture Type Designation:

MIN / MAX - TRIANGOLO 2 IP68



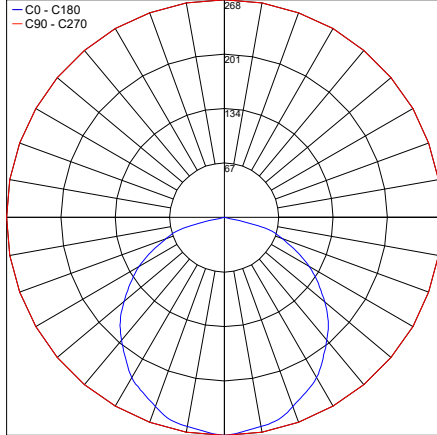
SUITABLE FOR USE IN FOUNTAINS or POOLS

datasheet

PHOTOMETRIC DATA

T1-T10

Maximum Candela = 268.3



PHOTOMETRIC FILENAME : T1-T10-all the same.IES

Job Name/Date:

Fixture Type Designation: