

QUILATERO 2.0

Quilatero is a square, recessed family of driveover-rated uplights suitable for outdoor installation as architectural facade lighting. Quilatero comes in 4 sizes and power ranges, with both fixed and adjustable optics. Quilatero 2.0 is a 5" square with 6W (wall washer) or 8W, fixed optics, 2 standard finishes and no visible screws.

TECHNICAL DATA

Wattage	6W (Wall Washer), 8W
Power Supply	Remote 24VDC, not included. See page 2.
Construction	Body: Thermally Conductive Technopolymer Trim: Stainless Steel AISI 316L Lens: Tempered Extra-clear Glass
CCT	2700K, 3000K, 4000K
CRI	80, >90
Delivered Lumens	389 lm (3000K, CRI 90, 12°) 482 lm (3000K, CRI 80, 12°)
Efficacy	48.6 lm/W (3000K, CRI 90, 12°) 60.3 lm/W (3000K, CRI 80, 12°)
Optics	8°, 12°, 18°, 34°, 47°, Sharp 63°, 20°x47°, Diffuse, Wall Washer
Finishes	Cor-ten, Stainless Steel
Fixture Dimensions	5.12" x 5.12" x 5.31"
Fixture Weight	2.01 lbs
LED Source	1 High-Intensity Power LED
Lumen Maintenance	L90, B10 >50,000hrs (Ta 25°C)
Color Consistency	3-Step MacAdam
Operating Temp.	-4°F to +113°F
IP Rating	IP68 72h, IP66, IP69
Impact Resistance	IK10
Driveover Capacity	Up to 4409 lbs (kN 20)

ORDERING INFORMATION

Example: QL2010100190SI. Accessories ordered separately.

QL201					
Model No.	CRI	Optics Accessories	CCT	Optics	Finish
QL201	00 - 80 01 - >90	000 - None 010 - Anti-glare Screen 001 - Honeycomb Louve <i>Honeycomb Louve is NOT compatible with sharp, diffuse and wall washer optics.</i> <i>Anti-glare Screen NOT compatible with diffuse and wall washer optics.</i>	F0 - 2700K 50 - 3000K 90 - 4000K	V - 8° T - 12° S - 18° M - 34° L - 47° Q - 63° sharp W - 20°x47° D - Diffuse A - Wall Washer (6W)	T - Cor-ten I - Stainless Steel C - Custom RAL (Consult factory for "C")

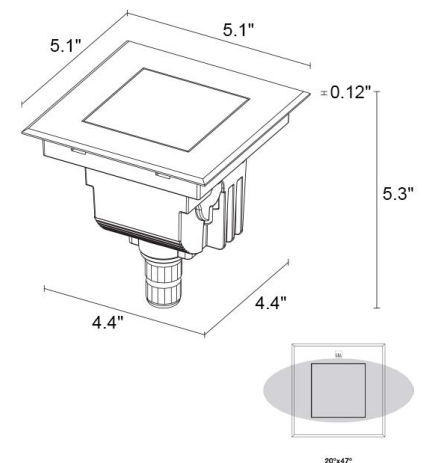
Job Name/Date:

Fixture Type Designation:



NO VISIBLE SCREWS

Fixture Dimensions



OUTER CASING REQUIRED

See page 2 for part number

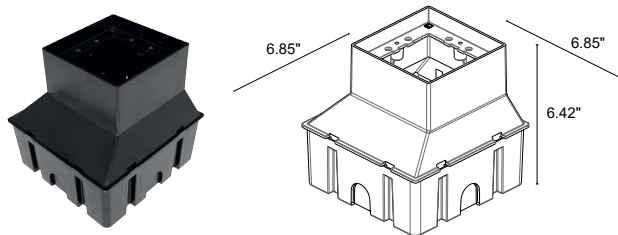
SUGGESTED POWER SUPPLIES

24VDC

Part Number	Description	Input/Output	# of Fixtures
PPLT00632	0-10V Dimming (Dim to Off)	120-277VAC to 24VDC, 12W, Class 2	1-1
PPLT00155	Non-Dim	120-277VAC to 24VDC, 30W, Class 2	1-3
PPLT00599	ELV / TRIAC & 0-10V Dimming (100 to 0%)	120-277VAC to 24VDC, 96W, Class 2	1-9
PPLT00543	0-10V Dimming to 15% (-40°C / -40°F cold weather start)	120-277VAC to 24VDC, 100W, Class 2	1-10

For other power supply options consult factory.

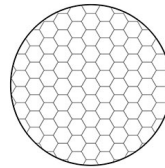
ACCESSORIES - Installation



WCA14

Outer Casing (**REQUIRED**)


Optical



Honeycomb Louve

Built into fixture

Not compatible with sharp, diffuse and wall washer optics.



Anti-Glare Screen

Half transparent and half serigraphed black

Not compatible with diffuse and wall washer optics.

PHOTOMETRIC DATA

See IES Files

Job Name/Date:

Fixture Type Designation: