

QUILATERO 2.4

Quilatero is a square, recessed family of driveover-rated uplights suitable for outdoor installation as architectural facade lighting. Quilatero comes in 4 sizes and power ranges, with both fixed and adjustable optics. Quilatero 2.4 is a 5" square with 8W, adjustable optics up to 20° using a magnetic system with graduations and locking screw, 2 standard finishes and no visible screws.

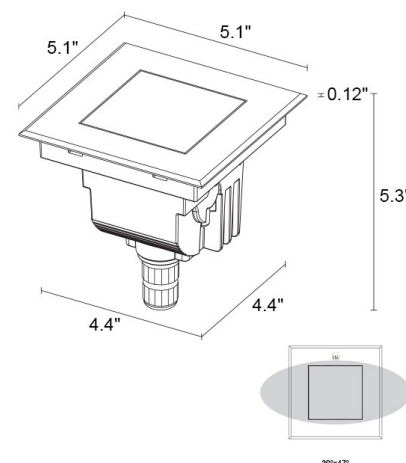
TECHNICAL DATA

Wattage	8W
Power Supply	Remote 24VDC, not included. See page 2.
Construction	Body: Thermally Conductive Technopolymer Trim: Stainless Steel AISI 316L Lens: Tempered Extra-clear Glass
CCT	2700K, 3000K, 4000K
CRI	80, >90
BUG Rating	B0-U3-G0 (3000K)
Delivered Lumens	389 lm (3000K, CRI 90, 12°) 482 lm (3000K, CRI 80, 12°)
Efficacy	48.6 lm/W (3000K, CRI 90, 12°) 60.3 lm/W (3000K, CRI 80, 12°)
Optics	7 Standard, See Below
Finishes	Cor-ten, Stainless Steel (4 Stage Marine Grade Finish)
Fixture Dimensions	5.12" x 5.12" x 5.31"
Fixture Weight	2.25 lbs
LED Source	1 High-Intensity Power LED
Lumen Maintenance	L90, B10 >50,000hrs (Ta 25°C)
Color Consistency	3-Step MacAdam
Operating Temp.	-4°F to +113°F
IP Rating	IP68 72h, IP66, IP69
Impact Resistance	IK10
Driveover Capacity	Up to 4409 lbs (kN 20)



NO VISIBLE SCREWS

Fixture Dimensions



OUTER CASING REQUIRED

See page 2 for part number

ORDERING INFORMATION

Example: QL2410100190SI. Accessories ordered separately.

Model No.	CRI	Optics Accessories	CCT	Optics	Finish
QL241	00 - 80 01 - >90	000 - None 010 - Anti-glare Screen 001 - Honeycomb Louve <i>Honeycomb Louve applicable on all optics except the sharp.</i>	F0 - 2700K 50 - 3000K 90 - 4000K	V - 8° adjustable +20° T - 12° adjustable +20° S - 18° adjustable +20° M - 34° adjustable +20° L - 47° adjustable +20° Q - sharp 63° adjustable +20° W - 20°x47° adjustable +20°	T - Cor-ten I - Stainless Steel C - Custom RAL (Consult factory for "C")

Job Name/Date:

Fixture Type Designation:

SUGGESTED POWER SUPPLIES

24VDC

Part Number	Description	Input/Output	# of Fixtures
PPLT00284	Non-Dim	120-277VAC to 24VDC, 100W, Class 2, DAMP	1-10
PPLT00543	0-10V Dimming to 15% (-40°C / -40°F cold weather start)	120-277VAC to 24VDC, 100W, Class 2	2-10

Suggested Lutron Compatible

Part Number	Option	Lutron SKU	Dim Range	Description	Input/Output	# of Fixtures
PPLT00530	L3DAE / L3D0	L3DA/L3D0	100%-1%	Hi-Lume™ 0.1% EcoSystem™ or 3-Wire LED Driver	120-277VAC to 24VDC, 96W, Class 2	1-9

DRIVERS IN NEMA ENCLOSURE

Remote 24VDC - ELV / TRIAC / 0-10V

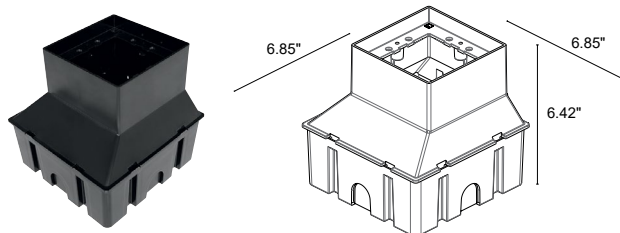


PPLT00715

Part Number	Description	Input/Output	# of Fixtures
PPLT00715	ELV / TRIAC / 0-10V Dimming to 0.1%	120-277VAC to 24VDC, 96W, Class 2, WET/DAMP	1-9

For other power supply options consult factory.

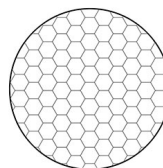
ACCESSORIES - Installation



WCA14


Outer Casing (**REQUIRED**)

Optical



Honeycomb Louve

Built into fixture
Applicable on all except the sharp optics.



Anti-Glare Screen

Half transparent and half serigraphed black

PHOTOMETRIC DATA

See IES Files

Job Name/Date:

Fixture Type Designation: