

QUILATERO 4.5

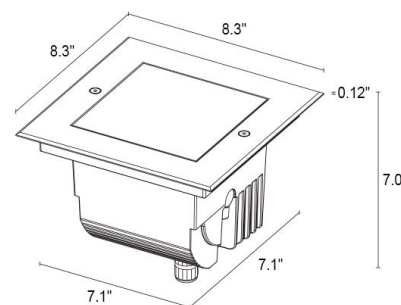
Quilatero is a square, recessed family of driveover-rated uplights suitable for outdoor installation as architectural facade lighting. Quilatero comes in 4 sizes and power ranges, with both fixed and adjustable optics. Quilatero 4.5 is a 8.3" square with 22W, adjustable optics up to 20° using a magnetic system with graduations and locking screw, 2 standard finishes and visible screws for greater security.

TECHNICAL DATA

Wattage	22W
Power Supply	Remote 24VDC, not included. See page 2.
Construction	Body: Thermally Conductive Technopolymer Trim: Stainless Steel AISI 316L Lens: Tempered Extra-clear Glass
CCT	2200K, 2700K, 3000K, 4000K
CRI	80, >90
BUG Rating	B0-U4-G0 (3000K, P) B0-U5-G0 (3000K, S, M, L, J, W, X)
Delivered Lumens	1541 lm (3000K, 17°, CRI >90) 1821 lm (3000K, 17°, CRI 80)
Efficacy	70.0 lm/W (3000K, 17°, CRI >90) 82.8 lm/W (3000K, 17°, CRI 80)
Optics	7 Standard Adjustable +20°, See Below
Finishes	Cor-ten, Stainless Steel (4 Stage Marine Grade Finish)
Fixture Dimensions	8.27" x 8.27" x 6.97"
Fixture Weight	5.80 lbs
LED Source	1 High-Intensity Power LED
Lumen Maintenance	L80, B10 >60,000hrs (Ta 25°C)
Color Consistency	2-Step MacAdam
Operating Temp.	-4°F to +113°F
IP Rating	IP68 72h, IP66, IP69
Impact Resistance	IK10
Driveover Capacity	Up to 6614 lbs (kN 30)



Fixture Dimensions



OUTER CASING REQUIRED
See page 2 for part number

ORDERING INFORMATION

Example: QL4510100050ST. Accessories ordered separately.

QL451					
Model No.	CRI	Optics Accessories	CCT	Optics	Finish
QL451	00 - 80 01 - >90	000 - None 010 - Anti-glare Screen 001 - Honeycomb Louve <i>Honeycomb Louve can be fitted on the 17°, 24°, 32° and 53° optics.</i>	N0 - 2200K F0 - 2700K 50 - 3000K 90 - 4000K	S - 17° adjustable +20° M - 24° adjustable +20° L - 32° adjustable +20° J - 53° adjustable +20° P - sharp 53° adjustable +20° W - 17°x69° adjustable +20° X - 30°x73° adjustable +20°	T - Cor-ten I - Stainless Steel C - Custom RAL (Consult factory for "C")

Job Name/Date:

Fixture Type Designation:

SUGGESTED POWER SUPPLIES

24VDC

Part Number	Description	Input/Output	# of Fixtures
PPLT00155	Non-Dim	120-277VAC to 24VDC, 30W, Class 2	1-1
PPLT00543	0-10V Dimming to 15% (-40°C / -40°F cold weather start)	120-277VAC to 24VDC, 100W, Class 2	1-3

Suggested Lutron Compatible

Part Number	Option	Lutron SKU	Dim Range	Description	Input/Output	# of Fixtures
PPLT00530	L3DAE / L3D0	L3DA/L3D0	100%-1%	Hi-Lume™ 0.1% EcoSystem™ or 3-Wire LED Driver	120-277VAC to 24VDC, 96W, Class 2	1-3

DRIVERS IN NEMA ENCLOSURE

Remote 24VDC - ELV / TRIAC / 0-10V

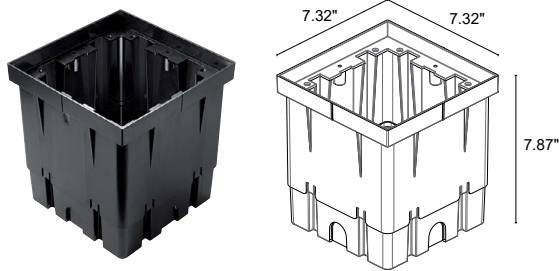


PPLT00715

Part Number	Description	Input/Output	# of Fixtures
PPLT00715	ELV / TRIAC / 0-10V Dimming	120-277VAC to 24VDC, 96W, Class 2, WET/DAMP	1-3

For other power supply options consult factory.

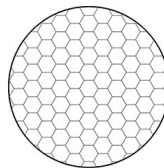
ACCESSORIES - Installation



WCA16

Outer Casing (REQUIRED)


Optical



Honeycomb Louve

Built into fixture

Can be fitted on the 17°, 24°, 32° and 53° optics.



Anti-Glare Screen

Half transparent and half serigraphed black

PHOTOMETRIC DATA

See IES Files

Job Name/Date:

Fixture Type Designation: