


# BERICA OUT 3.0

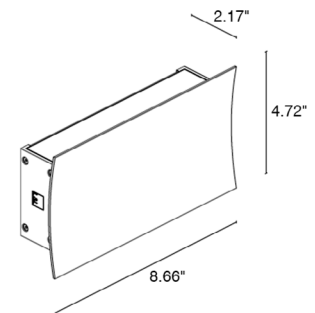
Berica OUT is a family of double beam, surface-mounted outdoor fixtures with a minimalist design. It is available in 3 sizes and 3 different styles of cover - convex, flat and concave. Berica Out 3.0 is a concave 8.7" version, available in 3 color temperatures with 4 standard finishes, including primer.



## TECHNICAL DATA

<b>Wattage / Input</b>	15W (350mA)
<b>Power Supply</b>	Remote, not included. See page 2.
<b>Construction</b>	Body/Cover: Anticorodal Aluminum Lens: Tempered Extra-clear Glass
<b>CCT</b>	2200K, 2700K, 3000K, 4000K
<b>CRI</b>	80, >90
<b>BUG Rating</b>	B1-U4-G0 (CRI 80, Diff., Assym, 62x100, 42x102) B0-U4-G0 (CRI >90, Diff., Assym, 62x100, 42x102)
<b>Delivered Lumens</b>	1302 lm (3000K, diffuse, CRI >90) 1530 lm (3000K, diffuse, CRI 80)
<b>Efficacy</b>	86.8 lm (3000K, diffuse, CRI >90) 102 lm (3000K, diffuse, CRI 80)
<b>Optics</b>	42°x102°, 62°x100°, Asymmetrical, Diffuse
<b>Finishes</b>	White, Cor-ten, Primer, Anthracite
<b>Fixture Dimensions</b>	8.66" l x 4.72" h x 2.17" deep
<b>Fixture Weight</b>	2.09 lbs
<b>LED Source</b>	24 Mid Power LEDs
<b>Lumen Maintenance</b>	L80, B10 >50,000hrs (Ta 25°C)
<b>Color Consistency</b>	2-step MacAdam
<b>Operating Temp.</b>	32°F to +113°F
<b>IP Rating</b>	IP65
<b>Impact Resistance</b>	IK07

Fixture Dimensions



## ORDERING INFORMATION

Example: BU301010005KWT. Power Supplies ordered separately.

BU3010				
Model No.	CRI	CCT	Optics	Finish
BU3010	0000 - CRI 80 1000 - CRI >90	N - 2200K F - 2700K 5 - 3000K 9 - 4000K	LW - 42°x102° KW - 62°x100° 0A - Asymmetrical 0D - Diffuse	H - Anthracite T - Cor-ten 7 - Primer E - White

Job Name/Date:

Fixture Type Designation:

## SUGGESTED POWER SUPPLIES

350mA

Part Number	Description	Input/Output	# of Fixtures
<a href="#">PPLT00465-P</a>	0-10V Dimming to 1.0%	120-277VAC to 350mA, 10W, Class 2, DAMP	1-1
<a href="#">PPLT00263</a>	Leading / Trailing Edge Dimming to 10% (120V only)	120-277VAC to 350mA, 32W, Class 2	1-1
<a href="#">PPLT00168-P</a>	0-10V Dimming to 1.0% (2 channels)	120-277VAC to 350mA, 50W, Class 2	1-1 (1-2)
<a href="#">PPLT00538-P</a>	0-10V Dimming to 0.1% (4 channels)	120-277VAC to 350mA, 100W, Class 2	1-1 (1-4)

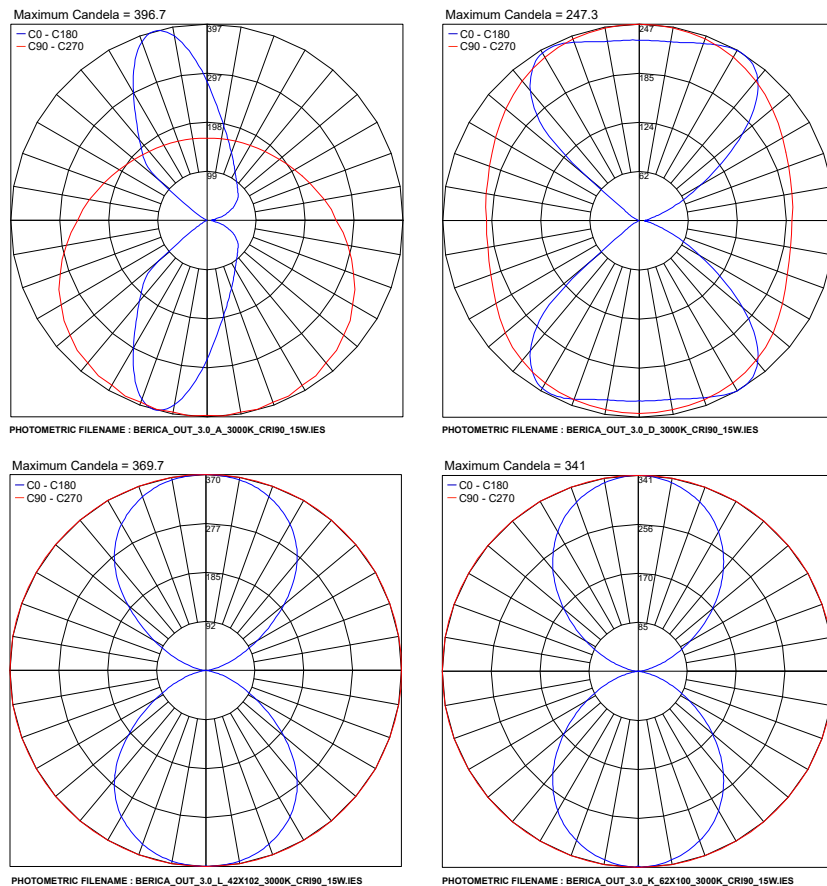
## Suggested Lutron Compatible

Part Number	Option	Lutron SKU	Dim Range	Description	Input/Output	# of Fixtures
<a href="#">PPLT00179</a>	L3DAE / L3DA3W	L3DA	100%-1%	Hi-Lume™ 1% EcoSystem™ or 1% 3-Wire LED Driver	120-277VAC to 350mA, 19W, Class 2	1-1

For other power supply options consult factory.

## PHOTOMETRIC DATA

Note: all Photometry is 3000K, CRI80



Job Name/Date:

Fixture Type Designation: