

COLORADO 1.0, 1.1, 1.2

Colorado is an adjustable (+/- 20°), driveover rated, linear profile with a powerful lighting performance - more than 5700 lm per square meter (3.3 ft) - for architectural lighting of facades up to 65.6 ft (20 m) tall. Each series is available in 3 lengths and 3 configurations (recessed flush, recessed frame and surface mounted using brackets). Colorado 1 Series is the recessed with frame version.



TECHNICAL DATA

Wattage	41W, 62W, 83W
Power Supply	Integral 120-277VAC
Construction	Body: Black Anodized Anticorodal Aluminum Caps: Technopolymer Lens: Serigraphed or Acid-Etched (Diffuse Version) & Transparent Extra-Clear Glass
CCT	2200K, 2700K, 3000K, 4000K
CRI	80
BUG Rating	B3-U1-G0 (30°) B2-U1-G0 (Diffuse) <i>Colorado 1.0</i> B3-U1-G0 (30°) B2-U1-G0 (Diffuse) <i>Colorado 1.1</i> B4-U1-G0 (30°) B2-U1-G0 (Diffuse) <i>Colorado 1.2</i>
Delivered Lumens	See Chart on page 2.
Efficacy	See Chart on page 2
Optics	6 Adjustable Available, see below
Finishes	Anodized Black
Fixture Dimensions	See Chart on page 2.
Fixture Weight	See Chart on page 2.
Lumen Maintenance	L80, B10>60,000 hrs (Ta 25°C)
Color Consistency	2-Step MacAdam, 3-Step MacAdam (2200K)
Operating Temp.	-4°F to +113°F
IP Rating	IP65, IP67, IP69
Impact Rating	IK10
Driveover Capacity	Up to 4400 lbs

ORDERING INFORMATION

Example: CA1010000150KN. Accessories ordered separately.

Model No.	Accessories	CCT	Optics
CA101000 - Colorado 1.0 (41W)	00 - None	N0 - 2200K	SN - 12° adjustable ±20°
CA111000 - Colorado 1.1 (62W)	01 - Honeycomb Louvre*	F0 - 2700K	MN - 30° adjustable ±20°
CA121000 - Colorado 1.2 (83W)	02 - Anti-Glare Shield*	50 - 3000K	LN - 45° adjustable ±20°
	NOTE: *Honeycomb Louvre and Anti-Glare Shield are available on all optics except diffuse.	90 - 4000K	KN - 76° adjustable ±20°
			WN - 15°x50° adjustable ±20°
			DN - Diffuse djustable ±20°

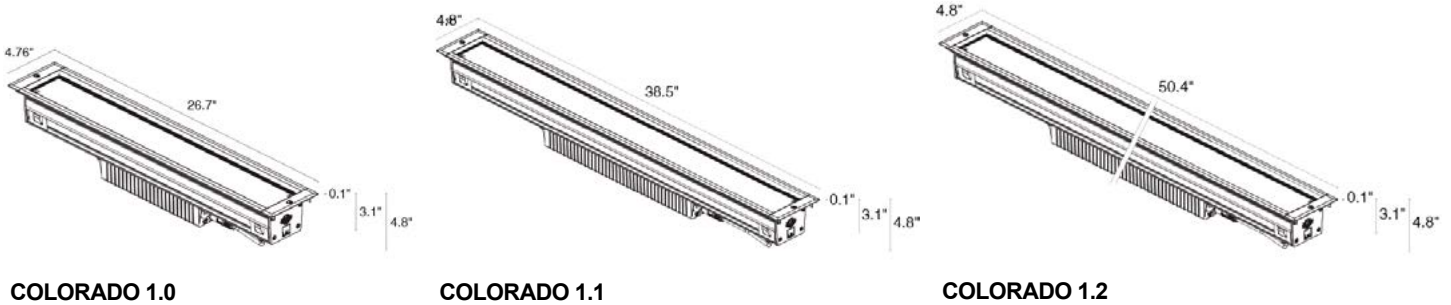
Job Name/Date:

Fixture Type Designation:

TECHNICAL DATA

	COLORADO 1.0	COLORADO 1.1	COLORADO 1.2
Wattage	41W	62W	83W
Delivered Lumens (3000K)	3643 lm (12°)	5645 lm (12°)	7286 lm (12°)
Efficacy	88.9 lm/W	91.0 lm/W	87.8 lm/W
Fixture Dim. (l,w,h)	26.73" x 4.76" x 4.76"	38.54" x 4.76" x 4.76"	50.35" x 4.76" x 4.76"
Alum. Outer Casing Dim. (l,w,h)	26.32" x 3.98" x 5.93"	38.13" x 3.98" x 5.93"	49.94" x 3.98" x 5.93"
Fixture Weight	12.35 lbs	18.74 lbs	23.15 lbs
LED Source	18 High Power LEDs, spacing 0.79"	27 High Power LEDs, spacing 0.79"	36 high power LEDs, spacing 0.79"

FIXTURE DIMENSIONS



COLORADO 1.0

COLORADO 1.1

COLORADO 1.2

ADJUSTABILITY & ANTI-GLARE FEATURES




Anti-glare solutions. The honeycomb louvre or anti-glare shield, which can be ordered at the same time as the fixture, is mounted on the optical unit, so that the chosen option tilts together with the optics.



Tilting system inside the optical unit. The light direction can be altered by $\pm 20^\circ$ externally with a simple adjustment on the end caps, without compromising the fixture's IP65 or IP67 protection level.



In/out connection and easy wiring with quick connectors designed to connect the profiles one after the other.

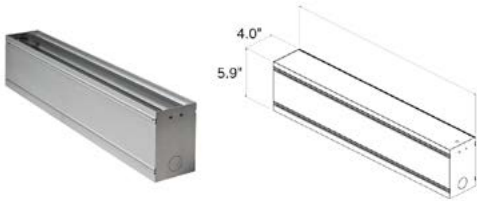


Accessory brackets, not included, can be adjusted to position the light output as desired. The fixture can be spaced up to 10.63" from the installation surface to reach past protruding architectural elements, such as cornices, corbels or cordons, and direct the light output where it is needed.

Job Name/Date:

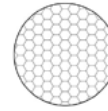
Fixture Type Designation:

ACCESSORIES - Installation



WCCA10A0T - Colorado 1.0 (26.3")
WCCA11A0T - Colorado 1.1 (38.1")
WCCA12A0T - Colorado 1.2 (49.9")
 Outer Casing

Optical



Honeycomb Louver

Built into fixture - add in the model no when ordering

Can be fitted on all optics except for diffuse optics



Anti-Glare Shield

Built into fixture - add in the model no when ordering

Can be fitted on all optics except for diffuse optics

Wiring Materials



WFA0005
 16.40' 4-Pin Interconnect Cable
 0-10V version

WFA0101
 4.92' 4-Pin Interconnect Cable
 0-10V version



WFA01
 4-pin male connector
 for IP68 in/out connection
 0-10V version

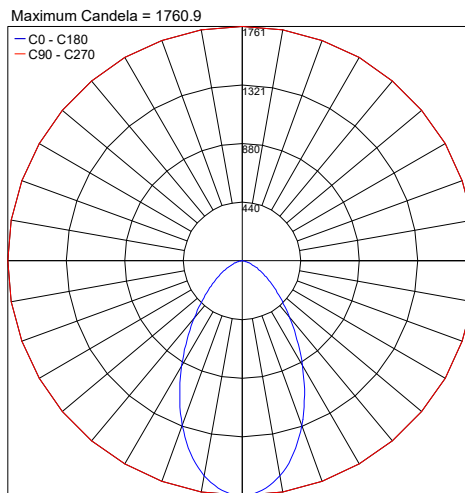
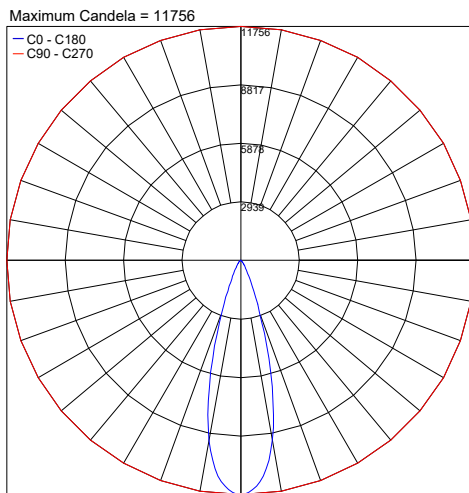


WFA05
 5-pin male connector
 for IP68 in/out connection
 0-10V version

PHOTOMETRIC DATA

Note: all Photometry is 3000K - continued on page3 - see IES files for more optics

COLORADO 1.0



Job Name/Date:

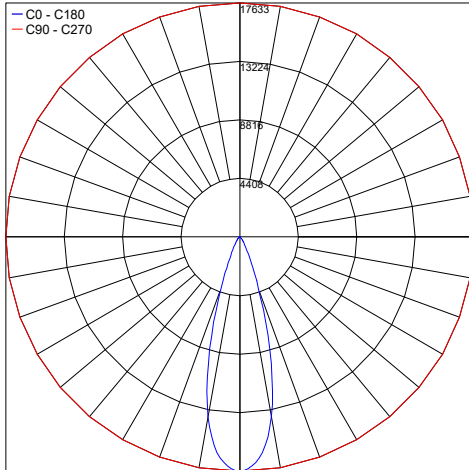
Fixture Type Designation:

PHOTOMETRIC DATA

Note: all Photometry is 3000K

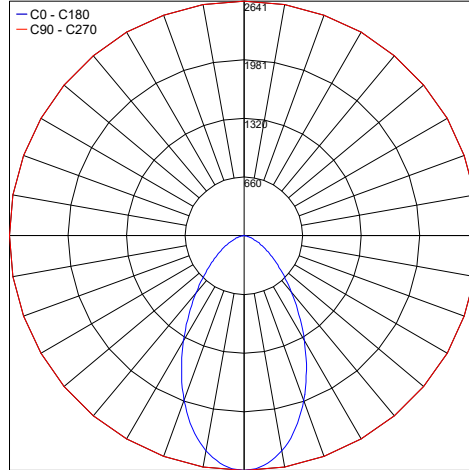
COLORADO 1.1

Maximum Candela = 17632.7



PHOTOMETRIC FILENAME : COLORADO 1.1 M 30° [3000K 62W].IES

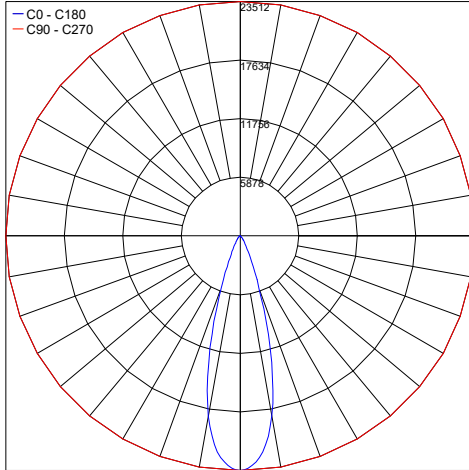
Maximum Candela = 2640.9



PHOTOMETRIC FILENAME : COLORADO 1.1 D [3000K 62W].IES

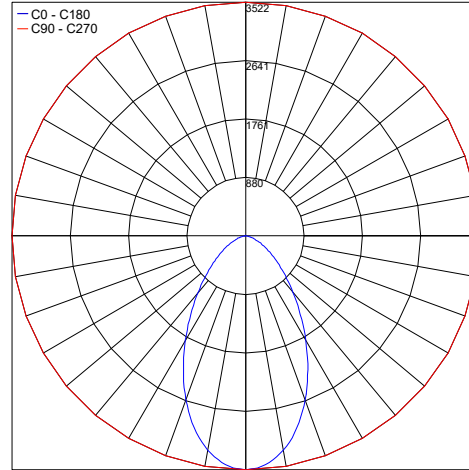
COLORADO 1.2

Maximum Candela = 23512.4



PHOTOMETRIC FILENAME : COLORADO 1.2 M 30° [3000K 83W].IES

Maximum Candela = 3521.7



PHOTOMETRIC FILENAME : COLORADO 1.2 D [3000K 83W].IES

Job Name/Date:

Fixture Type Designation: