

# ELEMENT SLIM 2 / 2-B

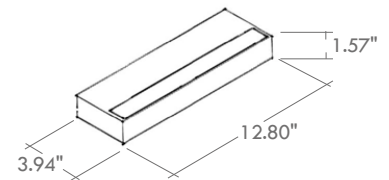
Element Slim is a linear, wall-mounted luminaire with single or double emission versions. It is available in 4 different lengths, 3 color temperatures and an 89° or wall washer light beam. Element Slim 2 (mono) and 2-B (bi) is 12.8" in length, with 3 color temperatures, and 5 standard finishes.



## TECHNICAL DATA

<b>Wattage / Input</b>	5W - Element Slim 2 Mono 10W - Element Slim 2-B Bi
<b>Power Supply</b>	Remote, not included. Consult Factory
<b>Construction</b>	Body: Anticorodal Aluminum (Anodized) Lens: Extra Clear, Screen-printed, Tempered Glass Cable Length: 1.64'
<b>CCT</b>	2700K, 3000K, 4000K
<b>BUG Rating</b>	B0-U1-G0 (Flood, 3000K) B1-U1-G0 (Wall Washer, 3000K)
<b>Delivered Lumens</b>	525 lm (3000K - Mono - Element Slim 2) 1050 lm (3000K - Bi - Element Slim 2-B)
<b>Efficacy</b>	105 lm/W (3000K)
<b>Optics</b>	2 Standard, See Below
<b>Finishes</b>	5 Standard, See Below
<b>Fixture Dimensions</b>	12.80" l x 3.94" w x 1.57" h
<b>Color Consistency</b>	<3-Step MacAdam
<b>IP Rating</b>	IP66
<b>Impact Resistance</b>	IK09

Fixture Dimensions



## ORDERING INFORMATION

Example: LM02.104245.03.FL.BP.US. Power Supplies ordered separately.

<input type="text"/>	<input type="text"/>	<input type="text"/>	<input type="text"/>
<b>Model No.</b>	<b>Finish</b>	<b>Optic</b>	<b>CCT</b>
LM02.104244.US - Element Slim 2 (Mono)	01 - White	FL - 89° Beam	BC - 2700K
LM02.104245.US - Element Slim 2 (Bi)	02 - Black	WW - Wall Washer	BP - 3000K
	03 - Gray		BF - 4000K
	04 - Cor-ten		
	11 - Anthracite		

Job Name/Date:

Fixture Type Designation:

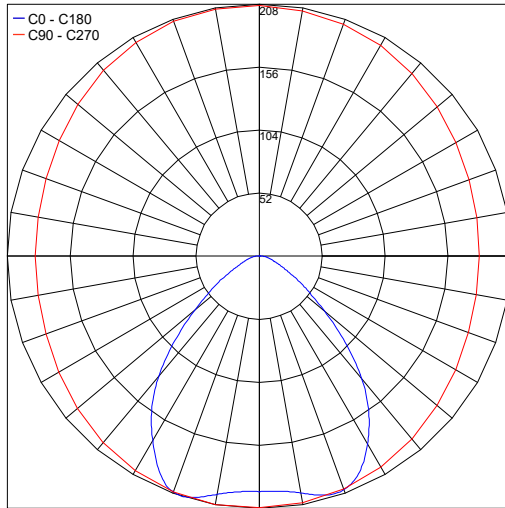
## SUGGESTED POWER SUPPLIES

Consult Factory

## PHOTOMETRIC DATA

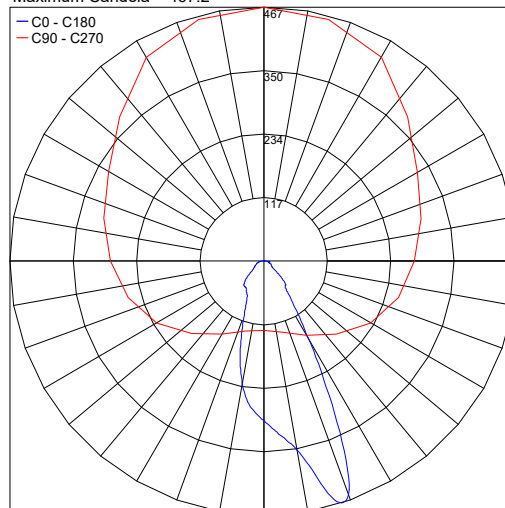
Note: All photometric data is 3000K

Maximum Candela = 208.3



PHOTOMETRIC FILENAME : 02.104244.XX.FL.BP - LAM32 - ELEMENT SLIM 2 - MONO EMISSION - 3000K.IES

Maximum Candela = 467.2



PHOTOMETRIC FILENAME : 02.104244.XX.WW.BP - LAM32 - ELEMENT SLIM 2 - MONO EMISSION - 3000K.IES

Job Name/Date:

Fixture Type Designation: