

ELEMENT SLIM 2 / 2-B

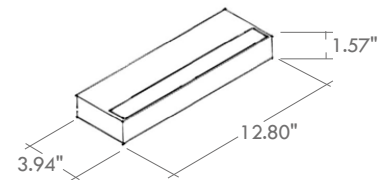
Element Slim is a linear, wall-mounted luminaire with single or double emission versions. It is available in 4 different lengths, 3 color temperatures and an 89° or wall washer light beam. Element Slim 2 (mono) and 2-B (bi) is 12.8" in length, with 3 color temperatures, and 5 standard finishes.



TECHNICAL DATA

Wattage / Input	5W - Element Slim 2 Mono 10W - Element Slim 2-B Bi
Power Supply	Remote, not included. Consult Factory
Construction	Body: Anticorodal Aluminum (Anodized) Lens: Extra Clear, Screen-printed, Tempered Glass Cable Length: 1.64'
CCT	2700K, 3000K, 4000K
BUG Rating	B0-U1-G0 (Flood, 3000K) B1-U1-G0 (Wall Washer, 3000K)
Delivered Lumens	525 lm (3000K - Mono - Element Slim 2) 1050 lm (3000K - Bi - Element Slim 2-B)
Efficacy	105 lm/W (3000K)
Optics	2 Standard, See Below
Finishes	5 Standard, See Below
Fixture Dimensions	12.80" l x 3.94" w x 1.57" h
Color Consistency	<3-Step MacAdam
IP Rating	IP66
Impact Resistance	IK09

Fixture Dimensions



ORDERING INFORMATION

Example: LM02.104245.03.FL.BP.US. Power Supplies ordered separately.

<input type="text"/>	<input type="text"/>	<input type="text"/>	<input type="text"/>
Model No.	Finish	Optic	CCT
LM02.104244.US - Element Slim 2 (Mono)	01 - White	FL - 89° Beam	BC - 2700K
LM02.104245.US - Element Slim 2 (Bi)	02 - Black	WW - Wall Washer	BP - 3000K
NOTE: Mono Emission can be Up or Down	03 - Gray		BF - 4000K
Bi Emission is Up and Down	04 - Cor-ten		
	11 - Anthracite		

Job Name/Date:

Fixture Type Designation:

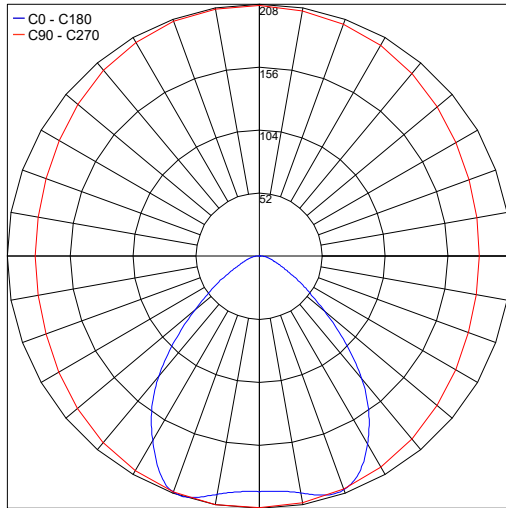
SUGGESTED POWER SUPPLIES

Consult Factory

PHOTOMETRIC DATA

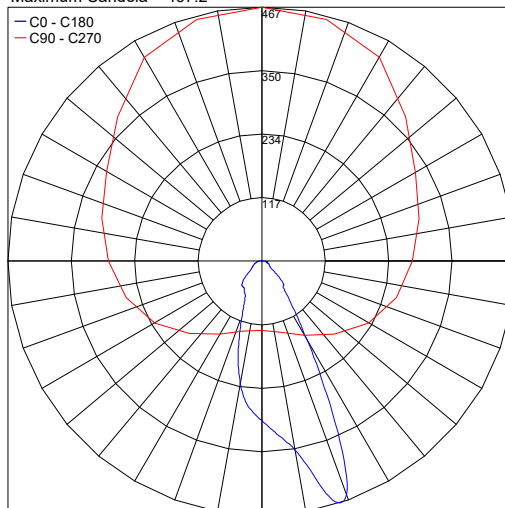
Note: All photometric data is 3000K

Maximum Candela = 208.3



PHOTOMETRIC FILENAME : 02.104244.XX.FL.BP - LAM32 - ELEMENT SLIM 2 - MONO EMISSION - 3000K.IES

Maximum Candela = 467.2



PHOTOMETRIC FILENAME : 02.104244.XX.WW.BP - LAM32 - ELEMENT SLIM 2 - MONO EMISSION - 3000K.IES

Job Name/Date:

Fixture Type Designation: