

# ELEMENT SLIM 3 / 3-B

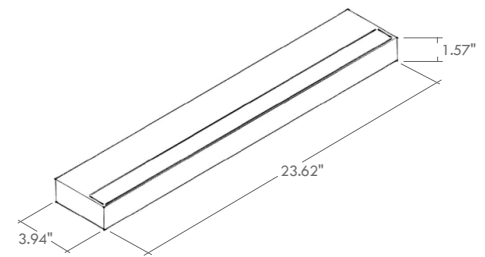
Element Slim is a linear, wall-mounted luminaire with single or double emission versions. It is available in 4 different lengths, 3 color temperatures and an 89° or wall washer light beam. Element Slim 3 (mono) and 3-B (bi) is 23.6" in length, with 3 color temperatures, and 5 standard finishes.



## TECHNICAL DATA

<b>Wattage / Input</b>	10W - Element Slim 3 Mono 20W - Element Slim 3-B Bi
<b>Power Supply</b>	Remote, not included. Consult Factory.
<b>Construction</b>	Body: Anticorodal Aluminum (Anodized) Lens: Extra Clear, Screen-printed, Tempered Glass Cable Length: 1.64'
<b>CCT</b>	2700K, 3000K, 4000K
<b>BUG Rating</b>	B1-U1-G0 (3000K)
<b>Delivered Lumens</b>	1050 lm (3000K - Mono - Element Slim 3) 2100 lm (3000K - Bi - Element Slim 3-B)
<b>Efficacy</b>	105 lm/W (3000K)
<b>Optics</b>	2 Standard, See Below
<b>Finishes</b>	5 Standard, See Below
<b>Fixture Dimensions</b>	23.62" l x 3.94" w x 1.57" h
<b>Color Consistency</b>	<3-Step MacAdam
<b>IP Rating</b>	IP66
<b>Impact Resistance</b>	IK09

Fixture Dimensions



## ORDERING INFORMATION

Example: LM02.104178.US.03.FL.BP. Power Supplies ordered separately.

<input type="text"/>	<input type="text"/>	<input type="text"/>	<input type="text"/>
<b>Model No.</b> LM02.104178.US - Element Slim 3 (Mono) LM02.104179.US - Element Slim 3-B (Bi)	<b>Finish</b> 01 - White 02 - Black 03 - Gray 04 - Cor-ten 11 - Anthracite	<b>Optic</b> FL - 89° Beam WW - Wall Washer	<b>CCT</b> BC - 2700K BP - 3000K BF - 4000K

Job Name/Date:

Fixture Type Designation:

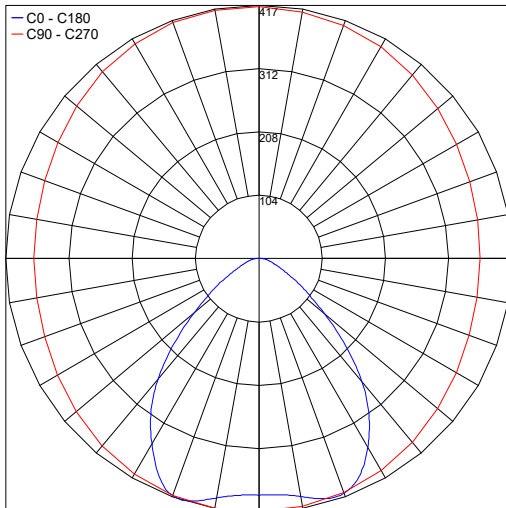
## SUGGESTED POWER SUPPLIES

Consult Factory

## PHOTOMETRIC DATA

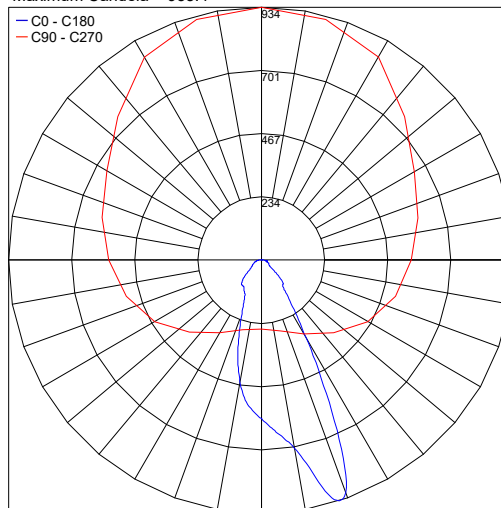
Note: All photometric data is 3000K

Maximum Candela = 416.5



PHOTOMETRIC FILENAME : 02.104178.XX.FL.BP - LAM32 - ELEMENT SLIM 3 - MONO EMISSION - 3000K.IES

Maximum Candela = 935.4



PHOTOMETRIC FILENAME : 02.104178.XX.WW.BP - LAM32 - ELEMENT SLIM 3 - MONO EMISSION - 3000K.IES

Job Name/Date:

Fixture Type Designation: