

Frost is a recessed in-grade luminaire that comes in a round (Frost) and square (Frost S) version, each in 3 different sizes, that can be installed on floors or walls. It is available in static white or RGBW in an anodized aluminum finish.

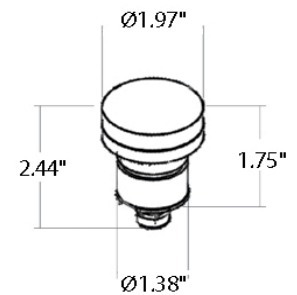
## TECHNICAL DATA

<b>Wattage / Input</b>	1.5W (24VDC)
<b>Power Supply</b>	Remote, not included. See page 2.
<b>Construction</b>	Body: Anticorodal Aluminum ( <i>Anodizing Treatment</i> ) Stainless Steel on request. Lens: Tempered, Frosted Glass Cable Length: 1.64'
<b>CCT</b>	3000K, 4000K, RGBW (Tunable White on request)
<b>BUG Rating</b>	B0-U1-G0
<b>Delivered Lumens</b>	167 lm (3000K) 192 lm (4000K)
<b>Efficacy</b>	111.3 lm/W (3000K) 128.0 lm/W (4000K)
<b>Optics</b>	Diffuse
<b>Finishes</b>	Anodized Aluminum
<b>Fixture Dimensions</b>	Ø1.97" x 2.44" h (Frost 1) Ø2.56" x 2.44" h (Frost 2) Ø4.33" x 2.44" h (Frost 3)
<b>Color Consistency</b>	<3-Step MacAdam
<b>IP Rating</b>	IP67
<b>Impact Resistance</b>	IK08
<b>Walkover Capacity</b>	Up to 2205 lbs

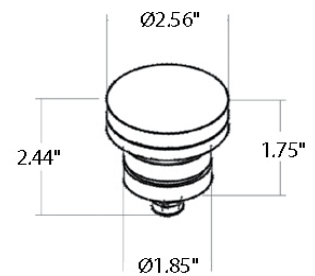


### Fixture Dimensions

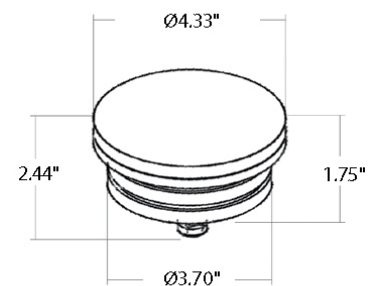
#### FROST 1



#### FROST 2



#### FROST 3



## ORDERING INFORMATION

Example: LM07.101312.US.03.DI.BP. Accessories / Power Supplies ordered separately.

	03	DI	
<b>Model No.</b>	<b>Finish</b>	<b>Optic</b>	<b>CCT</b>
LM07.101310.US (Frost 1)	03 - Aluminum	DI - Diffuse	BP - 3000K
LM07.101311.US (Frost 2)			BF - 4000K
LM07.101312.US (Frost 3)			RW - RGBW

Job Name/Date:

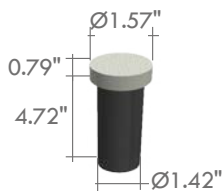
Fixture Type Designation:

## SUGGESTED POWER SUPPLIES 24VDC

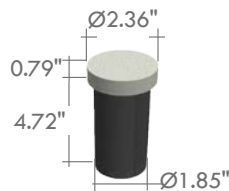
Part Number	Description	Input/Output	# of Fixtures Frost 1 - Frost 2 - Frost 3
<a href="#">PPLT00149</a>	Non-Dim	120VAC to 24VDC, 10W, Class 2, IP65	1-5
<a href="#">PPLT00632</a>	0-10V Dimming (Dim to Off)	120-277VAC to 24VDC, 12W, Class 2	1-6
<a href="#">PPLT00056</a>	Non-Dim	120V-277AC to 24VDC, 26W, Class 2, IP66	1-13
<a href="#">PPLT00157</a>	Non-Dim	120VAC to 24VDC, 60W, Class 2	1-32
<a href="#">PPLT00599</a>	ELV/TRIAC & 0-10V Dimming (100-0%)	120-277VAC to 24VDC, 96W, Class 2	1-51
<a href="#">PPLT00158</a>	Non-Dim	120VAC to 24VDC, 100W, Class 2	1-53
<a href="#">PPLT00543</a>	0-10V Dimming to 15% (-40°C / -40°F cold weather start)	120-277VAC to 24VDC, 100W, Class 2	7-53

For other power supply options consult factory.

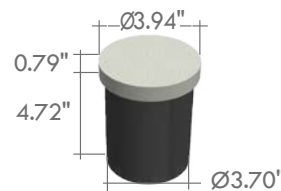
## ACCESSORIES - Installation



**LM20.102220** (Frost 1)  
Outer Casing IP20  
For in-grade use



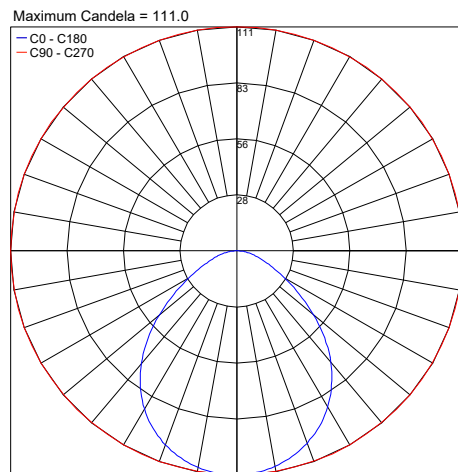
**LM20.102223** (Frost 2)  
Outer Casing IP20  
For in-grade use



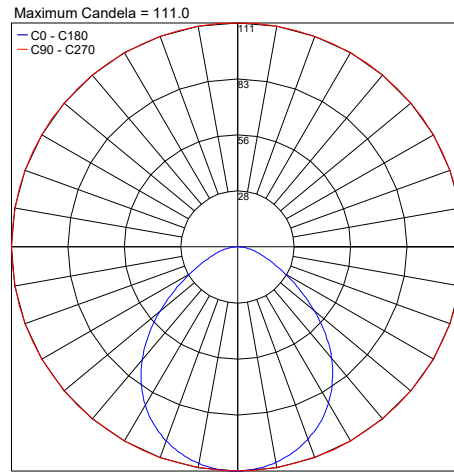
**LM20.102228** (Frost 3)  
Outer Casing IP20  
For in-grade use

## PHOTOMETRIC DATA

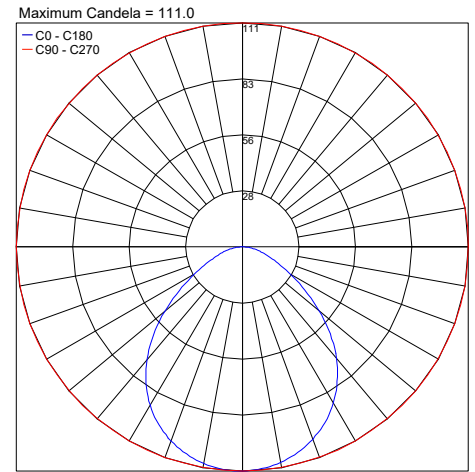
Note: All photometric data is 3000K



PHOTOMETRIC FILENAME : FROST 1 LM07.101310.03.DI.XX.IES



PHOTOMETRIC FILENAME : FROST 2 LM07.101311.03.DI.XX.IES



PHOTOMETRIC FILENAME : FROST 3 LM07.101312.03.DI.XX.IES

Job Name/Date:

Fixture Type Designation: