

Frost is a recessed in-grade luminaire that comes in a round (Frost) and square (Frost S) version, each in 3 different sizes, that can be installed on floors or walls. It is available in static white or RGBW in an anodized aluminum finish.

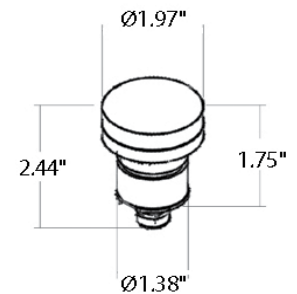


TECHNICAL DATA

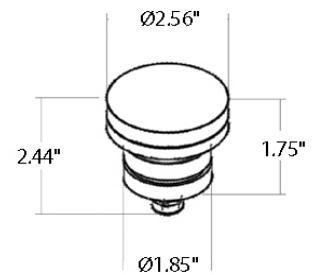
Wattage	1.5W (Frost 1) 2.2W (Frost 2) 5W (Frost 3)
Power Supply	Remote 24VDC, not included. See page 2.
Construction	Body: Anticorodal Aluminum (<i>Anodizing Treatment</i>) Stainless Steel on request. Lens: Tempered, Frosted Glass Cable Length: 1.64'
CCT	3000K, 4000K, RGBW (Tunable White on request)
BUG Rating	B0-U3-G0
Delivered Lumens	167 lm (3000K) 192 lm (4000K)
Efficacy	111.3 lm/W (3000K) 128.0 lm/W (4000K)
Optics	Diffuse
Finishes	Anodized Aluminum
Fixture Dimensions	Ø1.97" x 2.44" h (Frost 1) Ø2.56" x 2.44" h (Frost 2) Ø4.33" x 2.44" h (Frost 3)
Color Consistency	<3-Step MacAdam
IP Rating	IP67
Impact Resistance	IK08
Walkover Capacity	Up to 2205 lbs

Fixture Dimensions

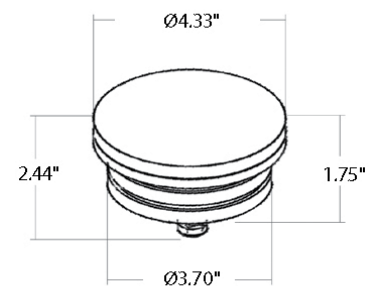
FROST 1



FROST 2



FROST 3



ORDERING INFORMATION

Example: LM07.101312.US.03.DI.BP. Accessories / Power Supplies ordered separately.

	03	DI	
Model No.	Finish	Optic	CCT
LM07.101310.US (Frost 1)	03 - Aluminum	DI - Diffuse	BP - 3000K
LM07.101311.US (Frost 2)			BF - 4000K
LM07.101312.US (Frost 3)			RW - RGBW

Job Name/Date:

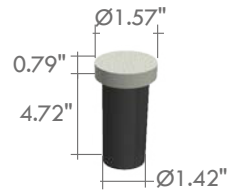
Fixture Type Designation:

SUGGESTED POWER SUPPLIES 24VDC

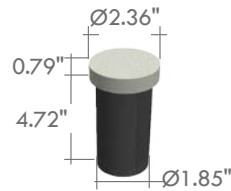
Part Number	Description	Input/Output	# of Fixtures		
			Frost 1	Frost 2	Frost 3
PPLT00149	Non-Dim	120VAC to 24VDC, 10W, Class 2, IP65	1-5	1-3	1-1
PPLT00632	0-10V Dimming (Dim to Off)	120-277VAC to 24VDC, 12W, Class 2	1-6	1-4	1-1
PPLT00056	Non-Dim	120V-277AC to 24VDC, 26W, Class 2, IP66	1-13	1-9	1-4
PPLT00627	ELV/TRIAC & 0-10V Dimming (100-0%)	120-277VAC to 24VDC, 96W, Class 2, IP67	1-51	1-34	1-15
PPLT00158	Non-Dim	120VAC to 24VDC, 100W, Class 2	1-53	1-36	1-16
PPLT00543	0-10V Dimming to 15% (-40°C / -40°F cold weather start)	120-277VAC to 24VDC, 100W, Class 2	7-53	4-36	2-16

For other power supply options consult factory.

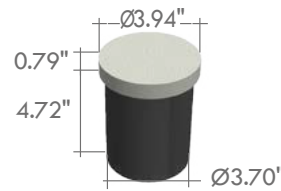
ACCESSORIES - Installation



LM20.102220 (Frost 1)
Outer Casing IP20
For in-grade use



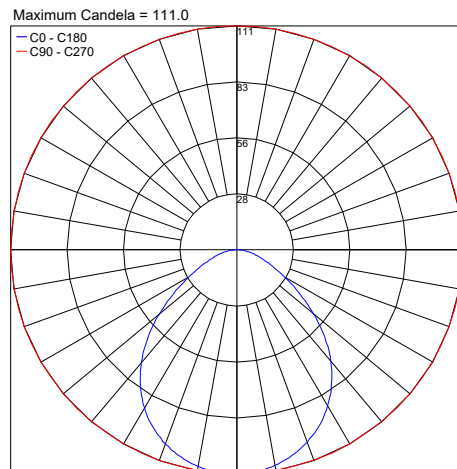
LM20.102223 (Frost 2)
Outer Casing IP20
For in-grade use



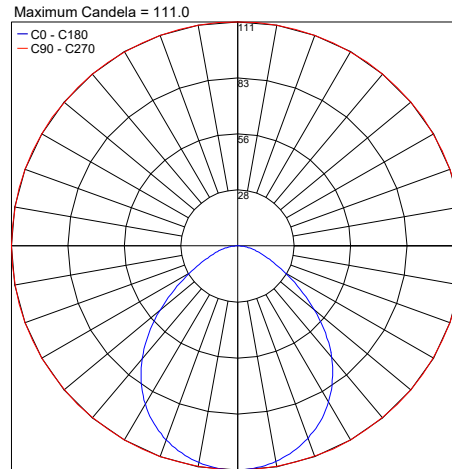
LM20.102228 (Frost 3)
Outer Casing IP20
For in-grade use

PHOTOMETRIC DATA

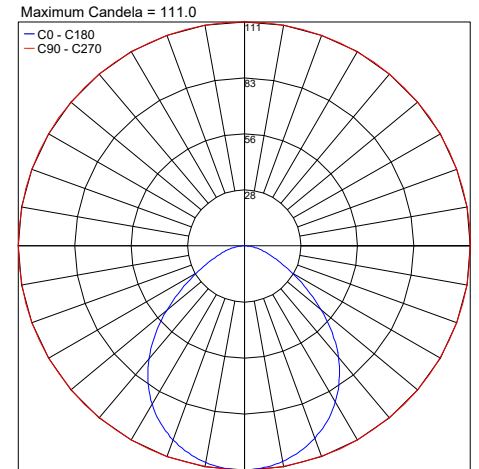
Note: All photometric data is 3000K



PHOTOMETRIC FILENAME : FROST 1 LM07.101310.03.DI.XX.IES



PHOTOMETRIC FILENAME : FROST 2 LM07.101311.03.DI.XX.IES



PHOTOMETRIC FILENAME : FROST 3 LM07.101312.03.DI.XX.IES

Job Name/Date:

Fixture Type Designation: