

Frost is a recessed in-grade luminaire that comes in a round (Frost) and square (Frost S) version, each in 3 different sizes, that can be installed on floors or walls. It is available in static white or RGBW in an anodized aluminum finish.

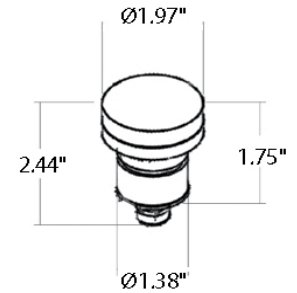
TECHNICAL DATA

Wattage	1.5W (Frost 1) 2.2W (Frost 2) 5W (Frost 3)
Power Supply	Remote, not included. Consult Factory.
Construction	Body: Anticorodal Aluminum (<i>Anodizing Treatment</i>) Stainless Steel on request. Lens: Tempered, Frosted Glass Cable Length: 1.64'
CCT	3000K, 4000K, RGBW (Tunable White on request)
BUG Rating	B0-U3-G0
Delivered Lumens	167 lm (3000K) 192 lm (4000K)
Efficacy	111.3 lm/W (3000K) 128.0 lm/W (4000K)
Optics	Diffuse
Finishes	Anodized Aluminum
Fixture Dimensions	Ø1.97" x 2.44" h (Frost 1) Ø2.56" x 2.44" h (Frost 2) Ø4.33" x 2.44" h (Frost 3)
Color Consistency	<3-Step MacAdam
IP Rating	IP67
Impact Resistance	IK08
Walkover Capacity	Up to 2205 lbs

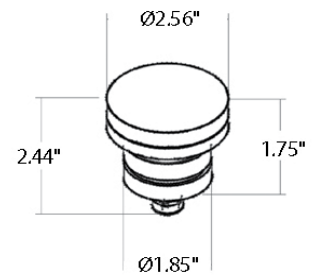


Fixture Dimensions

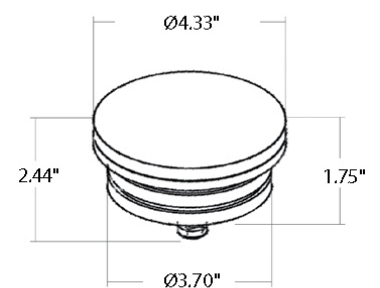
FROST 1



FROST 2



FROST 3



ORDERING INFORMATION

Example: LM07.101312.US.03.DI.BP. Accessories / Power Supplies ordered separately.

	03	DI	
Model No.	Finish	Optic	CCT
LM07.101310.US (Frost 1)	03 - Aluminum	DI - Diffuse	BP - 3000K
LM07.101311.US (Frost 2)			BF - 4000K
LM07.101312.US (Frost 3)			RW - RGBW

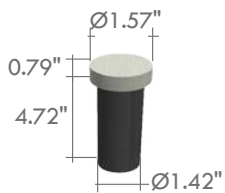
Job Name/Date:

Fixture Type Designation:

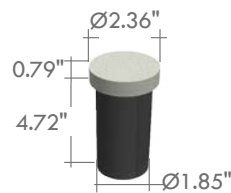
SUGGESTED POWER SUPPLIES

Consult Factory

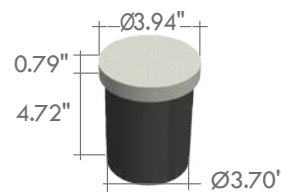
ACCESSORIES - Installation



LM20.102220 (Frost 1)
 Outer Casing IP20
 For in-grade use



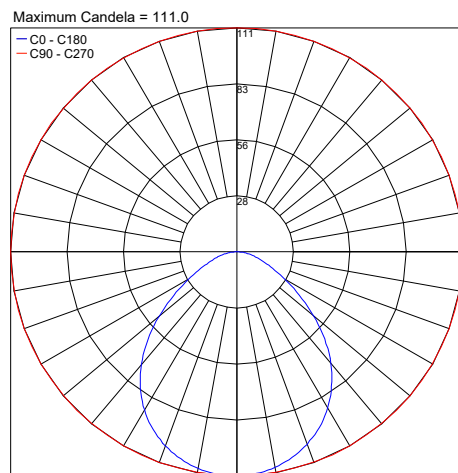
LM20.102223 (Frost 2)
 Outer Casing IP20
 For in-grade use



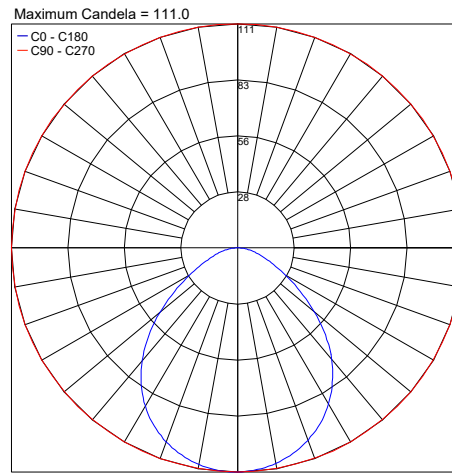
LM20.102228 (Frost 3)
 Outer Casing IP20
 For in-grade use

PHOTOMETRIC DATA

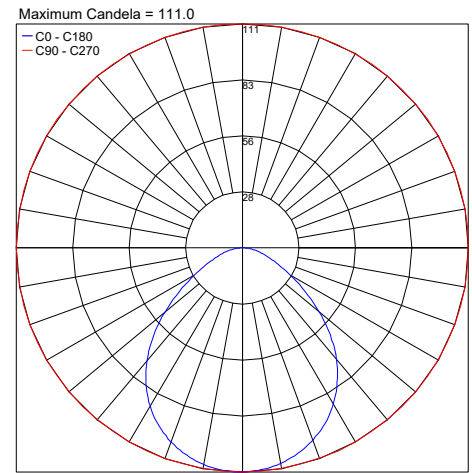
Note: All photometric data is 3000K



PHOTOMETRIC FILENAME : FROST 1 LM07.101310.03.DI.XX.IES



PHOTOMETRIC FILENAME : FROST 2 LM07.101311.03.DI.XX.IES



PHOTOMETRIC FILENAME : FROST 3 LM07.101312.03.DI.XX.IES

Job Name/Date:

Fixture Type Designation: