


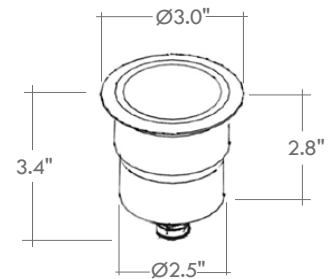
Gem Pro is a round, IP67-rated, recessed fixture with frame, suitable for installation in floors or walls, made to ensure durability and maximum resistance against atmospheric agents. Gem Pro 2 is the Ø3.0" version with 6.3W, 3 color temperatures and 4 optics options.



TECHNICAL DATA

Wattage / Input	6.3W (500mA)
Power Supply	Remote, not included. See page 2.
Construction	Body: Anticorodal Aluminum, Stainless Steel on request. Front Ring Nut: AISI 316L Stainless Steel Lens: PMMA (Acrylic) Diffuser: Extra Clear Glass Cable Length: 1.64'
CCT	2700K, 3000K, 4000K
BUG Rating	B0-U3-G0 (12°, 28°) B0-U4-G0 (wall washer)
Delivered Lumens	672 lm (3000K)
Efficacy	106.7 lm/W (3000K)
Optics	4 Standard, See Below
Finishes	Stainless or Bronze
Fixture Dimensions	Ø3.03" x 3.43" h
Cutout Dimensions	Ø2.56"
Color Consistency	<3-Step MacAdam
IP Rating	IP67
Driveover Capacity	Up to 6614 lbs

Fixture Dimensions



ORDERING INFORMATION

Example: LM07.104033.US.05.SP.BP. Accessories / Power Supplies ordered separately.

LM07.104033.US
Model No.	Finish	Optic	CCT	
LM07.104033.US	05 - Stainless 59 - Bronze	SP - 12° MD - 28° HE - Horizontal Elliptical WW - Wall Washer	BC - 2700K BP - 3000K BF - 4000K	

Job Name/Date:

Fixture Type Designation:

SUGGESTED POWER SUPPLIES

500mA

Part Number	Description	Input/Output	# of Fixtures
PPLT00497	Phase Dim (120V only)	120VAC to 500mA, 12W, Class 2, DAMP	1-1
PPLT00465-P	0-10V Dimming to 1.0%	120-277VAC to 500mA, 20W, Class 2, DAMP	1-3
PPLT00262	Leading/Trailing Edge Dimming to 10% (120V only)	120VAC to 500mA, 32W, Class 2	2-3
PPLT00309-P	0-10V Dimming to 0.1%	120-277VAC to 500mA, 50W, Class 2, DAMP	1-4
PPLT00538-P	0-10V Dimming to 0.1%	120-277VAC to 500mA, 100W, Class 2	1-4

Suggested Lutron Compatible

Part Number	Option	Lutron SKU	Dim Range	Description	Input/Output	# of Fixtures
PPLT00189	L3DAE / L3DA3W	L3DA	100%-1%	Hi-Lume™ 1% EcoSystem™ OR 1% 3-Wire LED Driver	120-277VAC to 500mA, 10W, Class 2	1-1
PPLT00259	L3DAE / L3DA3W	L3DA	100%-1%	Hi-Lume™ 1% EcoSystem™ OR 1% 3-Wire LED Driver	120-277VAC to 500mA, 10W, Class 2	1-1
PPLT00195	L3DAE / L3DA3W	L3DA	100%-1%	Hi-Lume™ 1% EcoSystem™ OR 1% 3-Wire LED Driver	120-277VAC to 500mA, 19W, Class 2	2-3
PPLT00676	PEQE	PEQ0	100%-0.1%	Hi-Lume™ Premier 0.1% EcoSystem™ Fade to Black	120-277VAC to 500mA, 20W, Class 2	1-3
PPLT00180	L3DAE / L3DA3W	L3DA	100%-1%	Hi-Lume™ 1% EcoSystem™ OR 1% 3-Wire LED Driver	120-277VAC to 500mA, 27W, Class 2	3-4

For other power supply options consult factory.

ACCESSORIES - Installation



LM20.104129

Outer Casing IP20
Sizes Ø2.95" x 4.92" h
Hole Ø2.52"



LM20.104291

Spring for installing on wall or ceiling in plasterboard.

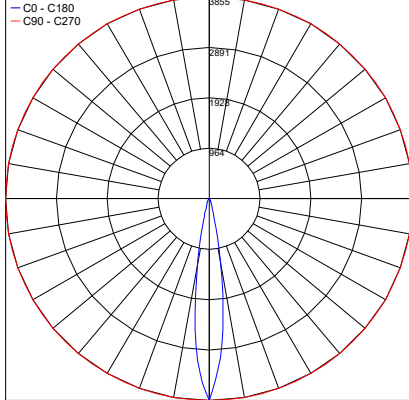
Job Name/Date:

Fixture Type Designation:

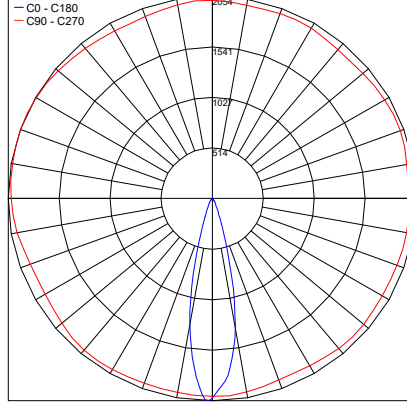
PHOTOMETRIC DATA

Note: All photometric data is 3000K

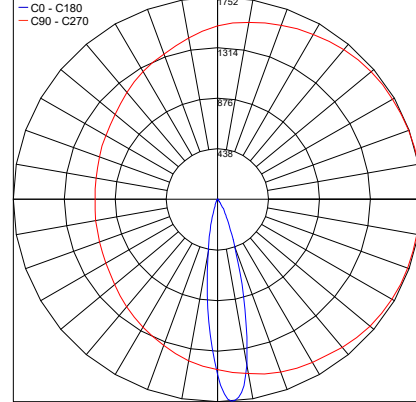
Maximum Candela = 3855.1



Maximum Candela = 2054.1



Maximum Candela = 1752.2



Job Name/Date:

Fixture Type Designation: