

# ALTOPIANO 1.6

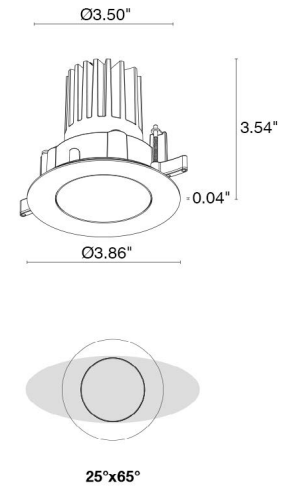
Altopiano is a family of compact, recessed outdoor downlights available in 3 sizes, round or square, perfectly suitable for hospitality and residential sectors, as well as steam rooms and natatoriums (up to 5ppm of chlorine), NOT saunas. Available in static white, as well as RGBW mixing and Dim to Warm. Altopiano 1.6 is the 3.9" round, Dim to Warm version.



## TECHNICAL DATA

<b>Wattage / Input</b>	9W (350mA - General Use / 200mA - Steam Rooms)
<b>Power Supply</b>	Remote, not included. See page 2.
<b>Construction</b>	Body: Thermally Conductive Technopolymer Trim: Stainless Steel Lens: Diffuse or Extra-clear Glass Cable Length: 1.64' standard
<b>Ceiling Thickness</b>	Works with ceilings 1/8" to 3/4" thick. For ceilings 3/64" to 1 3/8" thick, use spring clips.
<b>CCT</b>	Dim to Warm (1800-3000K)
<b>CRI</b>	>90
<b>Delivered Lumens</b>	372 lm (3000K, 27°, 350mA)
<b>Efficacy</b>	41.3 lm/W (3000K, 27°)
<b>Optics</b>	6 Standard (see below)
<b>Finishes</b>	5 Standard, Custom RAL on request (4 Stage Marine Grade Finish)
<b>Fixture Dimensions</b>	Ø3.86" x 3.54" h
<b>Cut-out Size</b>	Ø3.54"
<b>Fixture Weight</b>	1.32 lbs
<b>LED Source</b>	1 COB LED
<b>Lumen Maintenance</b>	55,000 hrs L90, B10 (Ta 25°C)
<b>Color Consistency</b>	3-Step MacAdam
<b>Operating Temp.</b>	-4°F to +113°F
<b>IP Rating</b>	IP66
<b>IK Rating</b>	IK08

Fixture Dimensions



## ORDERING INFORMATION

Example: AP16101001WOLF or AP16101001WOLF-ST. Accessories / Power Supplies ordered separately.

AP1610	10		W			-	
Model #	Power	Accessories	CCT	Optics	Finish		
AP1610	10 - Remote	<b>00</b> - None <b>01</b> - Honeycomb <b>02</b> - Anti-Glare Shield <i>NOTE: Honeycomb Louvre and Anti-Glare Shield not available on OD (Diffuse) or OW (23°x64°)</i>	<b>W</b> - Dim to Warm <i>(1800-3000K)</i>	<b>0S</b> - 22° <b>0M</b> - 26° <b>0L</b> - 37° <b>0K</b> - 51° <b>0W</b> - 22° x 65° <b>0D</b> - Diffuse	<b>H</b> - Anthracite <b>T</b> - Cor-ten <b>F</b> - Gray <b>E</b> - White <b>7</b> - Primer <b>C</b> - Custom RAL <i>(consult factory for "C")</i>	<b>.ST</b> <b>.NAT</b> <i>NOTE: Add suffix if fixture is going to be used in steam room or natatorium (up to 5ppm chlorine). NOT for use in saunas.</i>	

Job Name/Date:

Fixture Type Designation:

## BELOW DRIVERS for GENERAL USE, NATATORIUM OR JA8 *(Not Suitable for Steam Rooms)*

### SUGGESTED POWER SUPPLIES - 350mA - JA8 Compatible *(Also for General Use)*

Part Number	Description	Input/Output	# of Fixtures
<a href="#">PPLT00466-P</a>	0-10V Dimming to 1.0%	120-277VAC to 350mA, 10W, Class 2, DAMP	1-1

### SUGGESTED POWER SUPPLIES - 350mA - FOR GENERAL USE / NATATORIUM *(Not Steam Rooms or JA8 Compatible)*

Part Number	Description	Input/Output	# of Fixtures
<a href="#">PPLT00496</a>	Phase Dim (120V only)	120VAC to 350mA, 12W, Class 2, DAMP	1-1
<a href="#">PPLT00263</a>	Leading / Trailing Edge Dimmable to 10% (120V only)	120-277VAC to 350mA, 32W, Class 2	2-2
<a href="#">PPLT00467-P</a>	0-10V Dimming to 1.0%	120-277VAC to 350mA, 50W, Class 2, DAMP	1-3
<a href="#">PPLT00561-P</a>	0-10V Dimming to 0.1%	120-277VAC to 350mA, 100W, Class 2	1-3

*For other power supply options consult factory.*

## BELOW DRIVERS ONLY FOR STEAM ROOM VERSIONS

### SUGGESTED POWER SUPPLIES - 200mA - FOR STEAM ROOMS ONLY *(Not JA8 Compatible)*

Part Number	Description	Input/Output	# of Fixtures
<a href="#">PPLT00466-P</a>	0-10V Dimming to 1.0%	120-277VAC to 200mA, 10W, Class 2, DAMP	1-1
<a href="#">PPLT00467-P</a>	0-10V Dimming to 1.0%	120-277VAC to 200mA, 50W, Class 2, DAMP	1-3
<a href="#">PPLT00561-P</a>	0-10V Dimming to 0.1%	120-277VAC to 200mA, 100W, Class 2	1-3

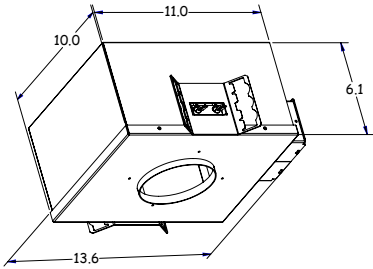
*For other power supply options consult factory.*

Job Name/Date:

Fixture Type Designation:

## ACCESSORIES

### Installation

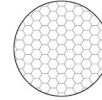


**WCA19-DP**  
IC / JA8 Housing



**WGA02**  
Retaining Spring Clip  
Use for ceilings 3/64"  
min. to 1 3/8" max. thick

### Anti-Glare



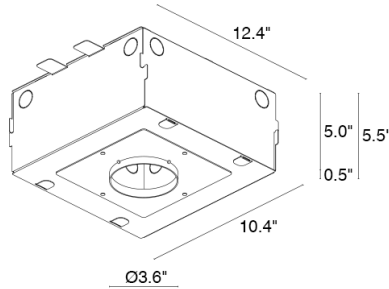
**Honeycomb Louvre**  
Built into the fixture  
*The honeycomb louvre can be provided on all fixed optics except for diffuse and elliptical optics*



**Anti-glare Shield**  
Built into the fixture  
*The anti-glare shield can be provided on all fixed optics except for diffuse and elliptical optics*



**WCA19**  
Housing for Concrete Ceilings



### Various



**WNAP10A0**  
Anti-Fall Kit

## PHOTOMETRIC DATA

See IES Files

Job Name/Date:

Fixture Type Designation: