

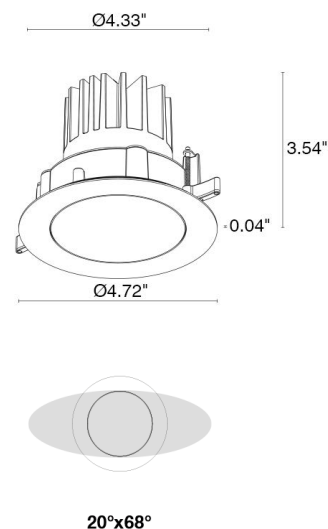
Altopiano is a family of compact, recessed outdoor downlights available in 3 sizes, round or square, suitable for the hospitality and residential sectors, as well as steam rooms and natatoriums, NOT saunas. Available in static white, RGBW mixing or Dim to Warm. Altopiano 2.6 is the 4.7" round, Dim to Warm version.

TECHNICAL DATA

Wattage / Input	13W (350mA - Steam Rooms, 500mA - General Use)
Power Supply	Remote, not included. See page 2.
Construction	Body: Thermally Conductive Technopolymer Trim: Stainless Steel Lens: Diffuse or Extra-clear Glass Cable Length: 1.64' standard
Ceiling Thickness	Works with ceilings 1/8" to 1" thick. For ceilings 3/64" to 5/64" thick, use spring clips
CCT	Dim to Warm (1800K-3000K)
CRI	>90
Delivered Lumens	781 lm (3000K, 26°, 500mA)
Efficacy	60.1 lm/W (3000K, 26°)
Optics	6 Standard (see below)
Finishes	5 Standard, Custom RAL on request (4 Stage Marine Grade Finish)
Fixture Dimensions	Ø4.72" x 3.54" h
Cut-out Size	Ø4.33"
Fixture Weight	1.54 lbs
LED Source	1 COB LED
Lumen Maintenance	55,000 hrs L90, B10 (Ta 25°C)
Color Consistency	3-Step MacAdam
Operating Temp.	-4°F to +113°F
IP Rating	IP66
IK Rating	IK08



Fixture Dimensions



ORDERING INFORMATION

Example: AP26101001W0LF or AP26101001W0LF-ST. Accessories / Power Supplies ordered separately.

AP2610	10		W			-	
Model #	Power	Accessories	CCT	Optics	Finish		
AP2610	10 - Remote <i>Drivers on page 2</i>	00 - None 01 - Honeycomb 02 - Anti-Glare Shield NOTE: Honeycomb Louvre and Anti-Glare Shield not available on 0D (Diffuse) or 0W (20°x68°)	W - Dim to Warm (1800K-3000K)	0S - 19° 0M - 26° 0L - 37° 0K - 58° 0W - 20° x 68° 0D - Diffuse	H - Anthracite T - Cor-ten F - Gray E - White 7 - Primer C - Custom RAL (consult factory for "C")	ST NOTE: Add suffix if fixture is going to be used in a steam room. NOT for use in saunas.	

Job Name/Date:

Fixture Type Designation:

BELOW DRIVERS for GENERAL USE OR JA8 (Not Suitable for Steam Rooms)**SUGGESTED POWER SUPPLIES - 500mA - JA8 Compatible (Also for General Use)**

Part Number	Description	Input/Output	# of Fixtures
PPLT00465-P	0-10V Dimming to 1.0%	120-277VAC to 500mA, 20W, Class 2, DAMP	1-1

SUGGESTED POWER SUPPLIES - 500mA - FOR GENERAL USE (Not Steam Rooms or JA8 Compatible)

Part Number	Description	Input/Output	# of Fixtures
PPLT00527	Phase Dim (120V only)	120VAC to 500mA, 25W, Class 2, IP66	1-1
PPLT00308-P	0-10V Dimming to 0.1%	120-277VAC to 500mA, 30W, Class 2, DAMP	1-1
PPLT00262	Leading / Trailing Edge Dimmable to 10% (120V only)	120-277VAC to 500mA, 32W, Class 2	1-1
PPLT00467-P	0-10V Dimming to 1.0%	120-277VAC to 500mA, 50W, Class 2, DAMP	1-1
PPLT00538-P	0-10V Dimming to 0.1% (4 channels)	120-277VAC to 500mA, 100W, Class 2	1-4

Suggested Lutron Compatible - 500mA - FOR GENERAL USE (Not Steam Rooms or JA8 Compatible)

Part Number	Option	Lutron SKU	Dim Range	Description	Input/Output	# of Fixtures
PPLT00195	L3DAE / L3DA3W	L3DA	100%-1%	Hi-Lume™ 1% EcoSystem™ or 1% 3-Wire LED Driver	120-277VAC to 500mA, 19W, Class 2	1-1
PPLT00676	PEQ0E	PEQ0	100%-0.1%	Hi-Lume™ Premier 0.1% EcoSystem™ F2B	120-277VAC to 500mA, 20W, Class 2	1-1

For other power supply options consult factory.

BELOW DRIVERS ONLY FOR STEAM ROOM / NATATORIUM VERSIONS**SUGGESTED POWER SUPPLIES - 350mA - FOR STEAM ROOMS (Not JA8 Compatible)**

Part Number	Description	Input/Output	# of Fixtures
PPLT00308-P	0-10V Dimming to 0.1%	120-277VAC to 350mA, 30W, Class 2, DAMP	1-1
PPLT00263	Leading / Trailing Edge Dimmable to 10% (120V only)	120-277VAC to 350mA, 32W, Class 2	1-1
PPLT00467-P	0-10V Dimming to 1.0%	120-277VAC to 350mA, 50W, Class 2, DAMP	1-1
PPLT00538-P	0-10V Dimming to 0.1% (4 channels)	120-277VAC to 350mA, 100W, Class 2	1-4

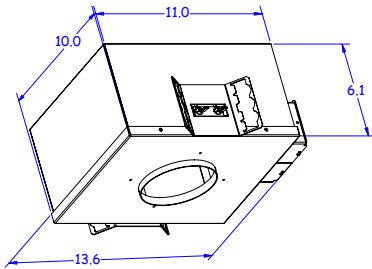
For other power supply options consult factory.

Job Name/Date:

Fixture Type Designation:

ACCESSORIES

Installation



WCA18-DP

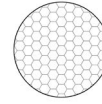
IC / JA8 Housing



WGA02

Retaining Spring Clip
Use for ceilings 1/8"
min. to 3/8" max. thick

Anti-Glare



Honeycomb Louvre

Built into the fixture
The honeycomb louvre can be provided on all fixed optics except for diffuse and elliptical optics



Anti-glare Shield

Built into the fixture
The anti-glare shield can be provided on all fixed optics except for diffuse and elliptical optics

Various



WNAP10A0

Anti-Fall Kit

PHOTOMETRIC DATA

See IES Files

Job Name/Date:

Fixture Type Designation: