

Order  
and  
essential  
lines.

beam

design by Landa R&D



# beam

*Beam is a force that moves the cosmos, a luminaire designed for wall installations with spot, wide and diffused 20 W optics. A fixture with a symmetrical light beam, ideal for outdoor use, purposely designed to provide walkways with adequate light.*

*Beam has a perfect mechanical structure, it features an external polyester powder coating finish, while the screws used for assembling the different materials are made of stainless steel to avoid damage and danger caused by galvanic corrosion. A product available with opal or transparent screen and different finishes for lighting solutions ideal for every construction need.*



designplan® 



# beam

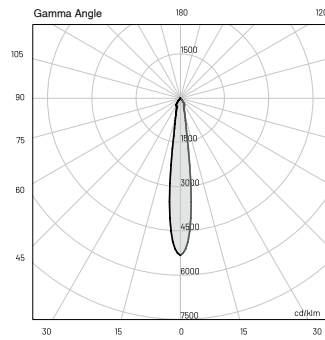
SPOT • WIDE FLOOD

# 9W

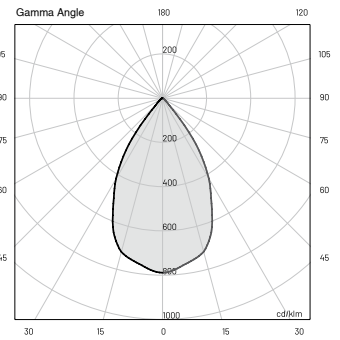


## TECHNICAL SPECIFICATIONS

	SPOT	WIDE FLOOD
Source lamp	LED 9W	LED 9W
Total wattage	9W	9W
Voltage	xxx VAC, 50-60 Hz	xxx VAC, 50-60 Hz
Control	On/Off	On/Off
Light color	3000K • 4000K • other colors on request	3000K • 4000K • other colors on request
Delivered lumens	585 lm (750 lm*) @ 3000K	560 lm (750 lm*) @ 3000K
*Source lumens	620 lm (800 lm*) @ 4000K	598 lm (800 lm*) @ 4000K
Luminous efficacy	65 lm/W @ 3000K 69 lm/W @ 4000K	62 lm/W @ 3000K 67 lm/W @ 4000K
McADAM steps	3	3
Beam	15°	60°
CRI	> 90	> 90
Life time	L70 > 50.000 h Ta 40°C	L70 > 50.000 h Ta 40°C
IP rating	IP65	IP65
IK rating	IK08	IK08



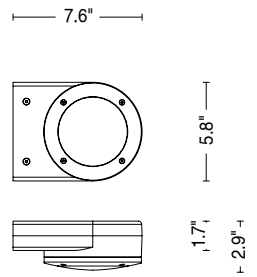
H (ft)	fc (3000K)	fc (4000K)	Ø (ft)
3.28'	371.1	395.3	0.98'
6.56'	92.8	98.8	1.64'
9.84'	41.2	43.9	2.62'
13.12'	23.2	24.7	3.28'
16.40'	14.9	15.8	4.27'



H (m)	fc (3000K)	fc (4000K)	Ø (ft)
3.28'	54.9	58.5	3.94'
6.56'	13.7	14.6	7.87'
9.84'	6.1	6.5	11.81'
13.12'	3.4	3.6	15.75'
16.40'	2.2	2.3	19.69'

## MATERIALS

Body	Die-cast aluminum EN47100
Diffuser	Extra clear polycarbonate
Finishing	Polyester powder paint



## ORDER CODE

BE 30 PAR \_ \_ B 10 \_

Finishing	L	Graphite	●
	M	Light grey	●
	V	Oxide	●
	U	White	○
Light color	N	4000K	
	H	3000K	
Beam	S	Spot	
	W	Wide flood	
Example	BE 30 PAR S N B 10 L		



## AVAILABLE ACCESSORIES

Code	Description
0404M004	Single connection IP68

# beam

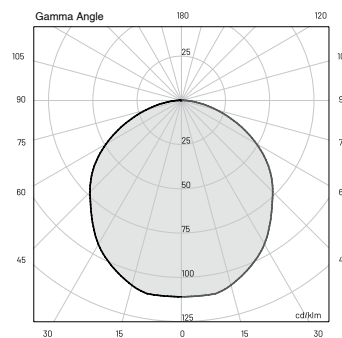
DIFFUSE

9W



## TECHNICAL SPECIFICATIONS

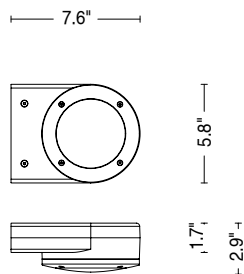
	DIFFUSE
Source lamp	LED 9W
Total wattage	9W
Voltage	xxx VAC, 50-60 Hz
Control	On/Off
Light color	3000K • 4000K • other colors on request
Delivered lumens *Source lumens	300 lm (750 lm*) @ 3000K 320 lm (800 lm*) @ 4000K
Luminous efficacy	34 lm/W @ 3000K 36 lm/W @ 4000K
McADAM steps	3
Beam	Diffuse
CRI	> 90
Life time	L70 > 50.000 h Ta 40°C
IP rating	IP65
IK rating	IK08



H (ft)	fc (3000K)	fc (4000K)	Ø (ft)
3.28'	9.7	10.3	9.51'
6.56'	2.4	2.6	19.03'
9.84'	1.1	1.2	28.54'
13.12'	0.6	0.7	38.06'
16.40'	0.4	0.4	47.90'

## MATERIALS

Body	Die-cast aluminum EN47100
Diffuser	Opal polycarbonate
Finishing	Polyester powder paint



## ORDER CODE

BE 3 2 PAR D \_ B 1 0 \_

Finishing	L	Graphite	●
	M	Light grey	●
	V	Oxide	●
	U	White	○
Light color	N	4000K	
	H	3000K	

Example BE 3 2 PAR D N B 1 0 L



## AVAILABLE ACCESSORIES

Code	Description
<u>0404M004</u>	<u>Single connection IP68</u>



# beam

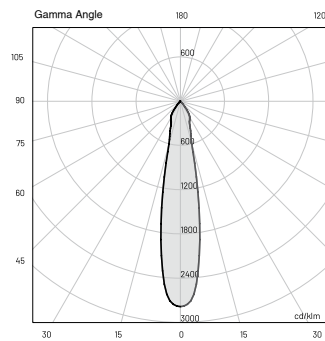
SPOT • WIDE FLOOD

# 20W

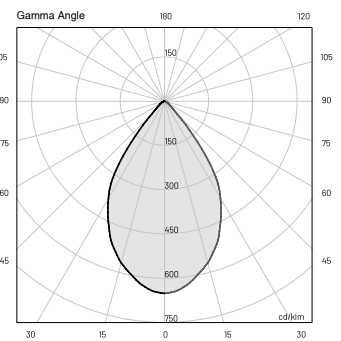


## TECHNICAL SPECIFICATIONS

	SPOT	WIDE FLOOD
Source lamp	LED 20W	LED 20W
Total wattage	20W	20W
Voltage	xxx VAC, 50-60 Hz	xxx VAC, 50-60 Hz
Control	On/Off	On/Off
Light color	3000K • 4000K • other colors on request	3000K • 4000K • other colors on request
Delivered lumens	1240 lm (1925 lm*) @ 3000K	1240 lm (1925 lm*) @ 3000K
*Source lumens	1304 lm (2050 lm*) @ 4000K	1300 lm (2050 lm*) @ 4000K
Luminous efficacy	62 lm/W @ 3000K 65 lm/W @ 4000K	62 lm/W @ 3000K 65 lm/W @ 4000K
McADAM steps	3	3
Beam	20°	60°
CRI	> 90	> 90
Life time	L70 > 50.000 h Ta 40°C	L70 > 50.000 h Ta 40°C
IP rating	IP65	IP65
IK rating	IK08	IK08



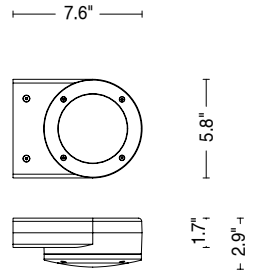
H (ft)	fc		Ø (ft)
	(3000K)	(4000K)	
3.28'	465.7	489.0	1.31'
6.56'	116.4	122.3	2.30'
9.84'	51.7	54.3	3.61'
13.12'	29.1	30.6	4.92'
16.40'	18.7	19.6	5.91'



H (ft)	fc		Ø (ft)
	(3000K)	(4000K)	
3.28'	108.9	114.3	4.27'
6.56'	27.2	28.6	8.53'
9.84'	12.1	12.7	13.12'
13.12'	6.8	7.2	17.39'
16.40'	4.4	4.6	21.65'

## MATERIALS

Body	Die-cast aluminum EN47100
Diffuser	Extra clear polycarbonate
Finishing	Polyester powder paint



## ORDER CODE

BE 31 PAR \_ \_ B 10 \_

Finishing	L	Graphite	●
	M	Light grey	●
	V	Oxide	●
	U	White	○
Light color	N	4000K	
	H	3000K	
Beam	S	Spot	
	W	Wide flood	
Example	BE 31 PAR S N B 10 L		



## AVAILABLE ACCESSORIES

Code	Description
0404M004	Single connection IP68

# beam

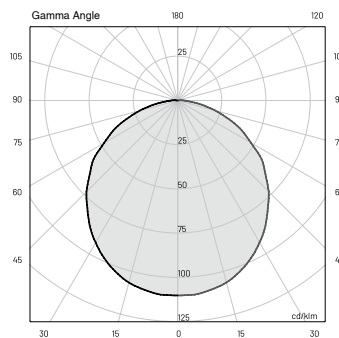
DIFFUSE

# 20W



## TECHNICAL SPECIFICATIONS

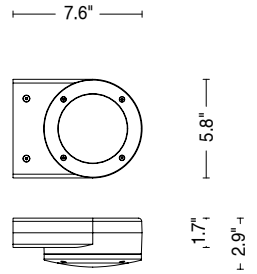
	DIFFUSE
Source lamp	LED 20W
Total wattage	20W
Voltage	xxx VAC, 50-60 Hz
Control	On/Off
Light color	3000K • 4000K • other colors on request
Delivered lumens	720 lm (1925 lm*) @ 3000K
*Source lumens	770 lm (2050 lm*) @ 4000K
Luminous efficacy	36 lm/W @ 3000K 38.5 lm/W @ 4000K
McADAM steps	3
Beam	Diffuse
CRI	> 90
Life time	L70 > 50.000 h Ta 40°C
IP rating	IP65
IK rating	IK08



E (FC)			
H (ft)	fc (3000K)	lux (4000 K)	Ø (ft)
3.28'	23.0	24.5	9.84'
6.56'	5.8	6.1	19.69'
9.84'	2.6	2.8	29.53'
13.12'	1.4	1.5	39.37'
16.40'	0.9	1.0	49.21'

## MATERIALS

Body	Die-cast aluminum EN47100
Diffuser	Opal polycarbonate
Finishing	Polyester powder paint



## ORDER CODE

BE 33 PAR D \_ B 10 \_

Finishing	L	Graphite	●
	M	Light grey	●
	V	Oxide	●
	U	White	○
Light colour	N	4000 K	
	H	3000 K	

Example BE 33 PAR D N B 10 L



## AVAILABLE ACCESSORIES

Code	Description
<u>0404M004</u>	<u>Single connection IP68</u>



