

LYRAS 130 - WALL

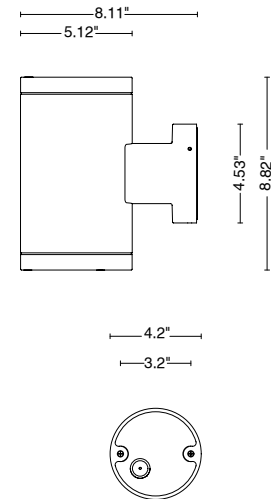
LYRAS 130 WALL is a single or double beam, wall-mounted, Ø5.1" cylinder luminaire that can be suitable for outdoor installation thanks to its IP66 rating. It is available with spot, medium or wide flood optics, and 2 standard finishes.



TECHNICAL DATA

| | |
|---------------------------|---|
| Wattage | 12.5W Single (10W LED) 25W Double (20W LED) |
| Power Supply | Integral 120-277VAC |
| Dimming | On/Off - Dimmable on Request |
| Construction | Body: Die-Cast Aluminum Lens: Extra-clear Tempered Glass 0.51" (16 mm) |
| CCT | 3000K, 4000K |
| BUG Rating | B1-U1-G0 (Lyras 130 Single 33°) B1-U1-G1 (Lyras 130 Single 18°, 60°) B1-U5-G1 (Lyras 130 Double 18°, 33°, 60°, 18°/60°) |
| CRI | >90 |
| Delivered Lumens | 1144 lm per beam (18°, 3000K) 1128 lm per beam (33°, 3000K) 1144 lm per beam (60°, 3000K) |
| Efficacy | 91.5 lm/W per beam (18°, 3000K) 90.2 lm/W per beam (33°, 3000K) 91.5 lm/W per beam (60°, 3000K) |
| Optics | 18° (Spot), 33° (Medium), 60° (Wide Flood) |
| Finishes | Graphite, Gray |
| Fixture Dimensions | Ø5.1" x 8.8" |
| Lumen Maintenance | L70 >50,000hrs (Ta 40°C) |
| Color Consistency | 3-Step MacAdam |
| IP Rating | IP66 |
| Impact Resistance | IK08 |

Fixture Dimensions



ORDERING INFORMATION

Example: LNL70PARSHBAZH.US.

| | | | | | |
|------------------|---|------------------------|------------|--------------------------|-----------|
| LNL70PAR | | | BAZ | | US |
| Model No. | Optics | CCT | BAZ | Finish | US |
| LNL70PAR | S - 18° Spot M - 33° Medium W - 60° Wide Flood 1 - Double 18° Spot 2 - Double 33° Medium 3 - Double 60° Wide 6 - Double Spot 18° / Wide 60° | H - 3000K N - 4000K | | L - Graphite H - Gray | US |

Job Name/Date:

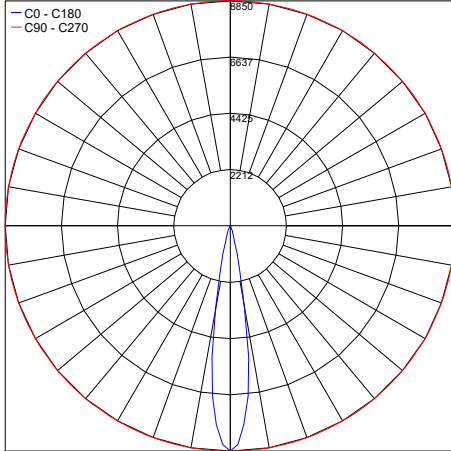
Fixture Type Designation:

LYRAS 130 - WALL

PHOTOMETRIC DATA

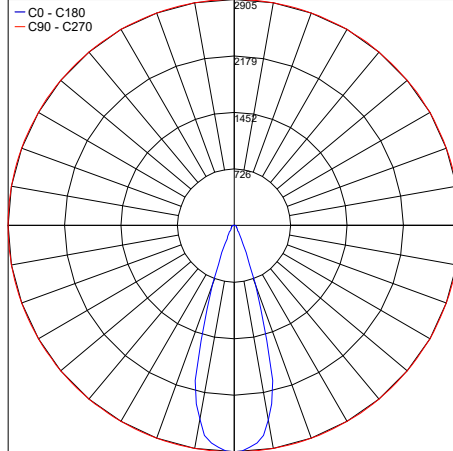
Note: All photometric data is 3000K

Maximum Candela = 8849.6



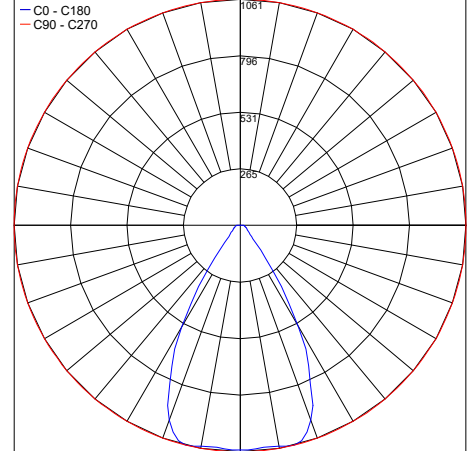
PHOTOMETRIC FILENAME : LYRAS 130 WALL SINGLE 18° - LY70PAR5_B10_LDT.IES

Maximum Candela = 2904.9



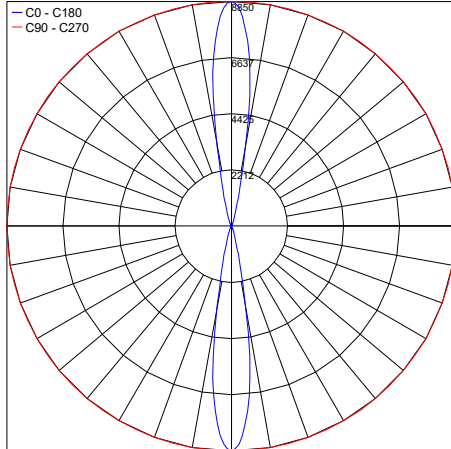
PHOTOMETRIC FILENAME : LYRAS 130 WALL SINGLE 33° - LY70PARM_B10_LDT.IES

Maximum Candela = 1061.0



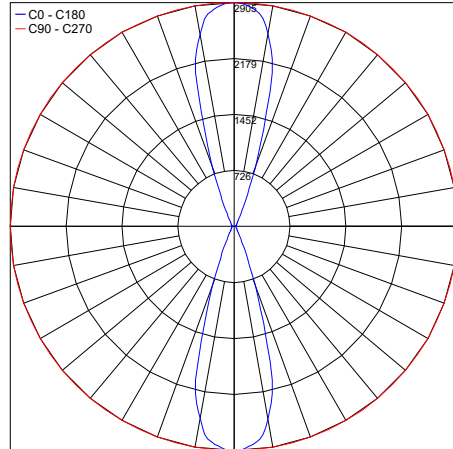
PHOTOMETRIC FILENAME : LYRAS 130 WALL SINGLE 60° - LY70PARW_B10_LDT.IES

Maximum Candela = 8849.6



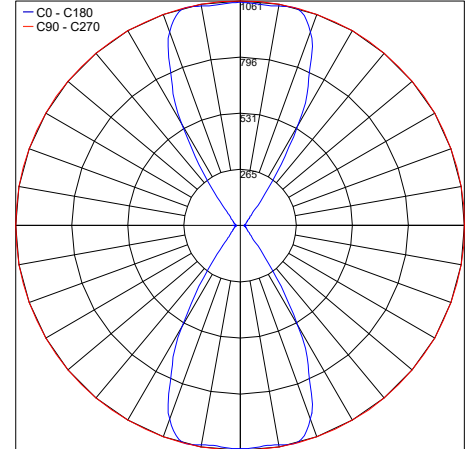
PHOTOMETRIC FILENAME : LYRAS 130 WALL DOUBLE SPOT - LY70PAR1_BAZ.IES

Maximum Candela = 2904.9



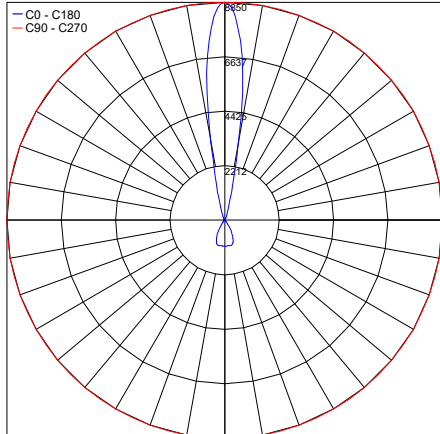
PHOTOMETRIC FILENAME : LYRAS 130 WALL DOUBLE MEDIUM - LY70PAR2_BAZ.IES

Maximum Candela = 1061.0



PHOTOMETRIC FILENAME : LYRAS 130 WALL DOUBLE WIDE - LY70PAR3_BAZ.IES

Maximum Candela = 8849.6



PHOTOMETRIC FILENAME : LYRAS 130 WALL DOUBLE SPOT-WIDE - LY70PAR6_BAZ.IES

Job Name/Date:

Fixture Type Designation: