

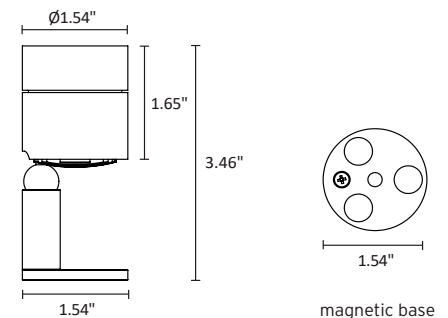
C2-S is an LED spotlight for installation in display cases, larger than the C1 series, suitable for showcase lighting in museum and retail settings. It is 360° rotatable, 180° swiveling, with screw base or magnetic base, and available with a single or triple lens, 5 color temperatures and 3 standard finishes.

TECHNICAL DATA

Wattage / Input	4.5W (single lens - 1200mA) 4.5W (triple lens - 500mA)
Power Supply	Remote, not included. See page 3.
Dimming	External via Potentiometer (incl.)
Construction	Body: Anodized Aluminum
CCT	2700K, 3000K, 3500K, 4000K, 5700K
CRI	>90
Delivered Lumens	260 lm (single lens, 3000K, 25°) 310 lm (triple lens, 3000K, 25°)
Efficacy	58 lm/W (single lens, 3000K, 25°) 69 lm/W (triple lens, 3000K, 25°)
Optics	Single Lens: 14°, 25°, 60°, 40°+ 15° Triple Lens: 18°, 25°, 32°, 67°
Finishes	3 Standard, See Below
Fixture Dimensions	Ø1.54" x 3.46"
Lumen Maintenance	L80,B10 >50,000hrs
IP Rating	IP20



Fixture Dimensions



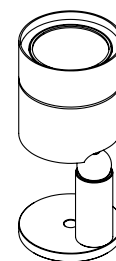
magnetic base

ORDERING INFORMATION

Example: C2-S-40-25-G. Accessories / Power Supplies ordered separately.

C2-S	-		-		-	
Model No.	CCT	Optics	Finish			
C2-S	27 - 2700K	14 - 14° single lens	B - Anodized Black			
	30 - 3000K	25 - 25° single lens	S - Silver			
	35 - 3500K	60 - 60° single lens	G - Gold			
	40 - 4000K	40 - 40°+15° single lens	C - Custom RAL			
	57 - 5700K	T8 - 18° triple lens	(consult factory for "C")			
		T5 - 25° triple lens				
		T2 - 32° triple lens				
		T7 - 67° triple lens				

Single or Triple Lens Version



Job Name/Date:

Fixture Type Designation:

ACCESSORIES



Honeycomb Grid
A000603



Anti-Glare Tube
A300171-__
SI - Silver
SW - Black
CH - Champagne
HA - Hard Anodized
GO - Gold
RAL - Custom RAL



Inclined Tube
A300172-__
SI - Silver
SW - Black
CH - Champagne
HA - Hard Anodized
GO - Gold



Light Diffusion Foil



Barn Door
A300148-__
SI - Silver
SW - Black
RAL - Custom RAL

Job Name/Date:

Fixture Type Designation:

SUGGESTED POWER SUPPLIES

1200mA - Single Lens

Part Number	Description	Input/Output	# of Fixtures
PPLT00558-P	0-10V Dimming to 0.1%	120-277VAC to 1200mA, 68W, Class 2	2-13

SUGGESTED POWER SUPPLIES

500mA - Single Lens

Part Number	Description	Input/Output	# of Fixtures
PPLT00466-P	0-10V Dimming to 1.0%	120-277VAC to 500mA, 10W, Class 2, DAMP	1-2
PPLT00497	Phase Dim (120V only)	120VAC to 500mA, 12W, Class 2, DAMP	2-2
PPLT00309-P	0-10V Dimming to 0.1%	120-277VAC to 500mA, 50W, Class 2, DAMP	1-6
PPLT00538-P	0-10V Dimming to 0.1% (4 channels)	120-277VAC to 500mA, 100W, Class 2, DAMP	1-5 (1-20)

Suggested Lutron Compatible

Part Number	Option	Lutron SKU	Dim Range	Description	Input/Output	# of Fixtures
PPLT00676	PEQOE	PEQ0	100%-0.1%	Hi-lume Premier 0.1% EcoSystem™ LED Driver	120-277VAC to 500mA, 20W, Class 2	4-4



For other power supply options consult factory.

Job Name/Date:

Fixture Type Designation:




PHOTOMETRIC DATA - Single Lens

for light color ~3,000K | standard lens 25° | color rendering index typ. 97, R9 > 90, R12 > 90 | color variation ≤ 3 SDCM



PHOTOMETRIC DATA - Triple Lens

for light color ~3,000K | standard lens 25° | color rendering index typ. 97, R9 > 90, R12 > 90 | color variation ≤ 3 SDCM



Job Name/Date:

Fixture Type Designation: