

The Corso 1.0 is a small, strong recessed outdoor uplight with an IP67 protection rating and a heat-dissipating body that provides excellent resistance to corrosion even in harsh (saline) environments. It is available in 2 color temperatures and 3 optical options - driveover rated up to 1100 lbs.



Cut-out Dimensions: Ø2.80"

Fixture Dimensions



TECHNICAL DATA

Wattage / Input	3.5W (24VDC)
Power Supply	Remote, not included. See page 2,
Construction	Body: Thermally Conductive Technopolymer Trim: AISI 316L Stainless Steel Lens: Transparent Extra-Clear Glass
CCT	3000K, 4000K (2700K on request)
BUG Rating	B0-U3-G0 (3000K, All optics)
CRI	>80
Delivered Lumens	178 lm (3000K, 13°)
Efficacy	50.9 lm/W (3000K, 13°)
Optics	13°, 28°, 37°
Finishes	—
Fixture Dimensions	Ø3.35" x 4.25" h
Cut-out Dimensions	Ø2.80"
Fixture Weight	0.88 lbs
LED Source	1 Power LED
Lumen Maintenance	L90, B10 >50,000 hrs (Ta 25°C)
Color Consistency	1/4 ANSI BIN
Operating Temp.	-4°F to +113°F
IP Rating	IP67, IP65
IK Rating	IK08
Driveover Capacity	Up to 1102 lbs

ORDERING INFORMATION

Example: CR1010000050LI. Accessories ordered separately.

CR1010			
Model No.	Optical Accessories	CCT	Optics
CR1010	0000 - None 0001 - Honeycomb	50 - 3000K 90 - 4000K	SI - 13° MI - 28° LI - 37°

Job Name/Date:

Fixture Type Designation:

SUGGESTED POWER SUPPLIES

24VDC

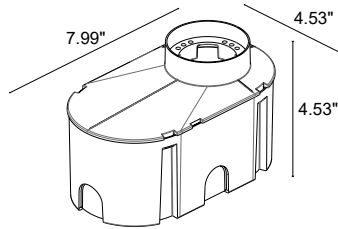
Part Number	Description	Input/Output	# of Fixtures
PPLT00128	Non-Dim	120VAC to 24VDC, 6W, Class 2, IP65	1-1
PPLT00632	0-10V Dimming (Dim to Off)	120-277VAC to 24VDC, 12W, Class 2, IP65	1-2
PPLT00056	Non-Dim	120-277VAC to 24VDC, 26W, Class 2, IP66	1-5
PPLT00543	0-10V Dimming to 15% (-40°C / -40°F cold weather start)	120-277VAC to 24VDC, 100W, Class 2	3-22

Suggested Lutron Compatible

Part Number	Option	Lutron SKU	Dim Range	Description	Input/Output	# of Fixtures
PPLT00273	L3DAE / L3DA3W	L3DA	100%-1%	Hi-Lume™ 1% EcoSystem™ or 1% 3-Wire LED Driver	120-277VAC to 24VDC, 40W, Class 2	1-9
PPLT00530	L3DAE / L3DA3W	L3DA	100%-1%	Hi-Lume™ 1% EcoSystem™ or 1% 3-Wire LED Driver	120-277VAC to 24VDC, 96W, Class 2	1-21

For other power supply options consult factory.

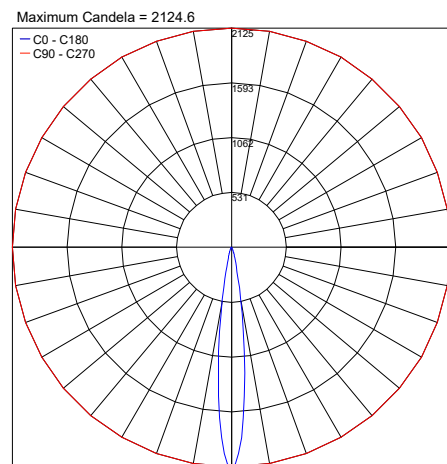
ACCESSORIES - Installation



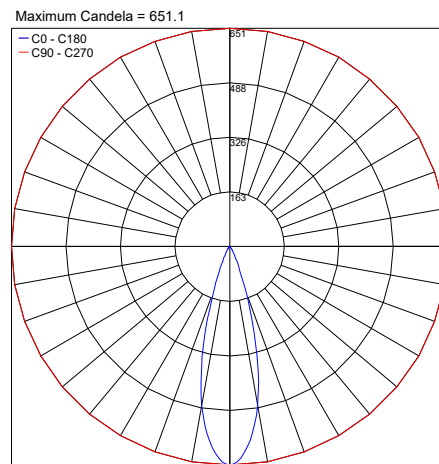
WCA04
Outer Casing
For in-grade use

PHOTOMETRIC DATA

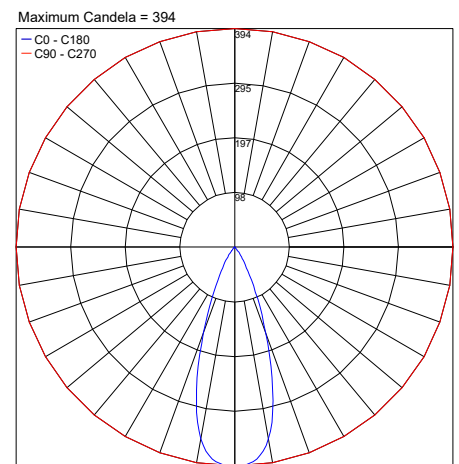
Note all Photometry is 3000K



PHOTOMETRIC FILENAME : CORSO 1.0 S 13\" [3000K 3.5W].IES



PHOTOMETRIC FILENAME : CORSO 1.0 M 28\" [3000K 3.5W].IES



PHOTOMETRIC FILENAME : CORSO 1.0 L 37\" [3000K 3.5W].IES

Job Name/Date:

Fixture Type Designation: