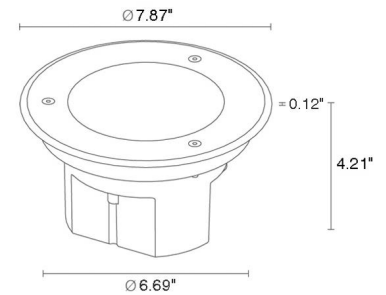


The Corso 4.0 is a strong, recessed outdoor uplight with an IP67 protection rating and a heat-dissipating body that provides excellent resistance to corrosion even in harsh (saline) environments. It is available in 2 color temperatures and 3 optical options - driveover rated up to 2205 lbs.



Cut-out Dimensions: Ø3.78"

Fixture Dimensions



TECHNICAL DATA

Wattage / Input	21W (24VDC)
Power Supply	Remote, not included. See page 2.
Construction	Body: Thermally Conductive Technopolymer Trim: AISI 316L Stainless Steel Lens: Serigraphed-Gray and Transparent Extra-Clear Glass
CCT	3000K, 4000K (2700K on request)
BUG Rating	B0-U5-G0 (3000K, All optics)
CRI	>80
Delivered Lumens	1740 lm (3000K, 13°)
Efficacy	82.9 lm/W (3000K, 13°)
Optics	13°, 38°, 71°
Finishes	(4 Stage Marine Grade Finish)
Fixture Dimensions	Ø7.87" x 4.21" h
Cut-out Dimensions	Ø6.77"
Fixture Weight	3.86 lbs
LED Source	1 High Power Density COB LED
Lumen Maintenance	L90, B10 >50,000 hrs (Ta 25°C)
Color Consistency	3-Step MacAdam
Operating Temp.	-4°F to +113°F
IP Rating	IP67, IP65
IK Rating	IK08
Driveover Rated	Up to 2205 lbs

ORDERING INFORMATION

Example: CR4010000050MI. Accessories ordered separately.

CR4010			
Model No.	Optical Accessories	CCT	Optics
CR4010	0000 - None 0001 - Honeycomb	50 - 3000K 90 - 4000K	SI - 13° MI - 38° LI - 71°

Job Name/Date:

Fixture Type Designation:

SUGGESTED POWER SUPPLIES

24VDC

Part Number	Description	Input/Output	# of Fixtures
PPLT00543	0-10V Dimming to 15% (-40°C / -40°F cold weather start)	120-277VAC to 24VDC, 100W, Class 2	1-3
PPLT00284	Non-Dim	120-277VAC to 24VDC, 100W, Class 2, DAMP	1-3

Suggested Lutron Compatible

Part Number	Option	Lutron SKU	Dim Range	Description	Input/Output	# of Fixtures
PPLT00530	L3DAE / L3DA3W	L3DA	100%-1%	Hi-Lume™ 1% EcoSystem™ or 1% 3-Wire LED Driver	120-277VAC to 24VDC, 96W, Class 2	1-3

DRIVERS IN NEMA 4X ENCLOSURE

Remote 24VDC - ELV / TRIAC / 0-10V



PPLT00715

Part Number	Description	Input/Output	# of Fixtures
PPLT00715	ELV / TRIAC / 0-10V Dimming to 0.1%	120-277VAC to 24VDC, 96W, Class 2, WET/DAMP	1-3

For other power supply options consult factory.

Job Name/Date:

Fixture Type Designation:

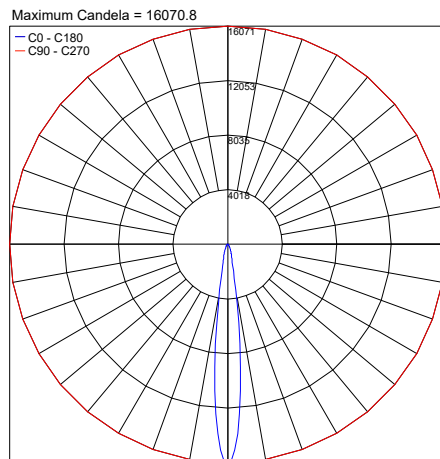
ACCESSORIES - Installation



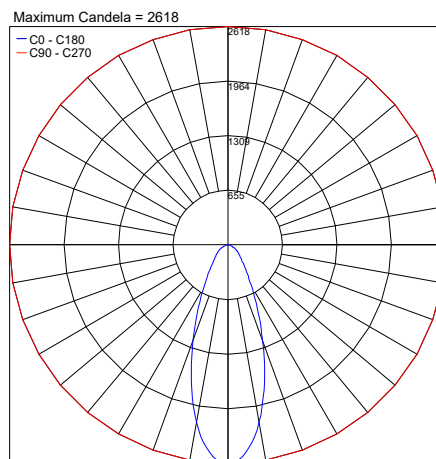
WCA03
Outer Casing
For in-grade use

PHOTOMETRIC DATA

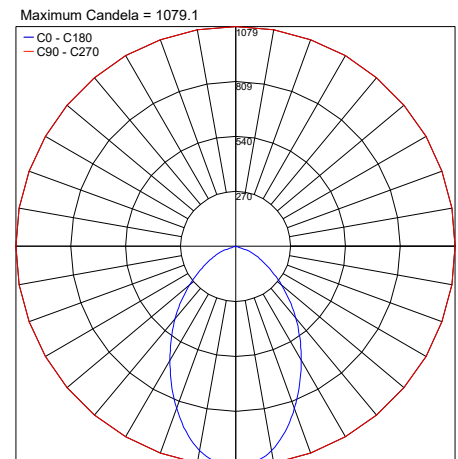
Note all Photometry is 3000K



PHOTOMETRIC FILENAME : CORSO 4.0 S 13° [3000K 21W].IES



PHOTOMETRIC FILENAME : CORSO 4.0 M 38° [3000K 21W].IES



PHOTOMETRIC FILENAME : CORSO 4.0 L 71° [3000K 21W].IES

Job Name/Date:

Fixture Type Designation: